

The Effect of US Uncertainty Shock on International Equity Markets: The Role of the Global Financial Cycle

Afees A. Salisu, Rangan Gupta et Idris A. Adediran

Volume 15, numéro 2, 2023

URI : <https://id.erudit.org/iderudit/1113882ar>

DOI : <https://doi.org/10.15353/rea.v15i2.5213>

[Aller au sommaire du numéro](#)

Éditeur(s)

International Centre for Economic Analysis

ISSN

1973-3909 (numérique)

[Découvrir la revue](#)

Citer cet article

Salisu, A., Gupta, R. & Adediran, I. (2023). The Effect of US Uncertainty Shock on International Equity Markets: The Role of the Global Financial Cycle. *Review of Economic Analysis*, 15(2), 139–159. <https://doi.org/10.15353/rea.v15i2.5213>

Résumé de l'article

We contribute to the literature on the international propagation of uncertainty shocks with a Global Vector Autoregressive (GVAR) model that quantifies the spillover effects of uncertainty shocks in the US on to real equity prices of 32 advanced and emerging countries (besides the US). In this regard, we also account for the role of global financial market conditions in the propagation of these shocks, using high and low values of the Global Financial Cycle (GFCy) index. Using quarterly data over 1980:1 to 2019:2, our findings reveal greater response of advanced markets than emerging counterparts to an US uncertainty shock. Further, we show consistent higher negative responses during weak financial conditions than otherwise, confirming the intervening role of the GFCy index. Our results have important implications for investors and policymakers.

© Afees A. Salisu, Rangan Gupta et Idris A. Adediran, 2023



Ce document est protégé par la loi sur le droit d'auteur. L'utilisation des services d'Érudit (y compris la reproduction) est assujettie à sa politique d'utilisation que vous pouvez consulter en ligne.

<https://apropos.erudit.org/fr/usagers/politique-dutilisation/>

érudit

Cet article est diffusé et préservé par Érudit.

Érudit est un consortium interuniversitaire sans but lucratif composé de l'Université de Montréal, l'Université Laval et l'Université du Québec à Montréal. Il a pour mission la promotion et la valorisation de la recherche.

<https://www.erudit.org/fr/>

The Effect of US Uncertainty Shock on International Equity Markets: The Role of the Global Financial Cycle

AFEES A. SALISU

Centre for Econometrics & Applied Research, Ibadan, Nigeria

RANGAN GUPTA

University of Pretoria

IDRIS A. ADEDIRAN

*Centre for Econometrics & Applied Research, Ibadan, Nigeria**

We contribute to the literature on the international propagation of uncertainty shocks with a Global Vector Autoregressive (GVAR) model that quantifies the spillover effects of uncertainty shocks in the US on to real equity prices of 32 advanced and emerging countries (besides the US). In this regard, we also account for the role of global financial market conditions in the propagation of these shocks, using high and low values of the Global Financial Cycle (GFCy) index. Using quarterly data over 1980:1 to 2019:2, our findings reveal greater response of advanced markets than emerging counterparts to an US uncertainty shock. Further, we show consistent higher negative responses during weak financial conditions than otherwise, confirming the intervening role of the GFCy index. Our results have important implications for investors and policymakers.

Keywords: Font: Uncertainty Shocks, International Financial Markets, Global Vector Autoregressive Model

JEL Classifications: C32, G15

1 Introduction

Given that the Global Financial Crisis (GFC) originated in the United States (US) (due to the subprime mortgage crisis), there exists a large literature (see Trung (2018, 2019) and Gupta et al., (2019, 2020) for detailed reviews), which highlight the existence of significant negative spillover effect of US uncertainty on macroeconomic variables of other developed and

* We would like to thank an anonymous referee for many helpful comments. However, any remaining errors are solely ours.

© 2023 Afees A. Salisu, Rangan Gupta and Idris A. Adediran. Licensed under the Creative Commons Attribution - Noncommercial 4.0 Licence (<http://creativecommons.org/licenses/by-nc/4.0/>). Available at <http://rofea.org>.

emerging market economies (individually or in groups) via the trade, financial market, and exchange rate channels. The studies related to this line of research reveal that the effect of US uncertainty shocks on international macroeconomic aggregates are relatively stronger than corresponding domestic innovations of uncertainty. This result is not necessarily surprising given that there is widespread evidence that US uncertainty shock is in fact the main driver of global uncertainty (Klößner and Sekkel, 2014; Ko and Lee, 2015; Yin and Han 2018; Antonakakis et al., 2018).

We aim to add to the existing literature on the spillover of US uncertainty shocks, by analyzing its impact on global equity markets, involving 32 developed and emerging economies, besides the US, over the quarterly period of 1980:1 to 2019:2, with these countries covering 90% of the world Gross Domestic Product (GDP) as well the nature of their financial market linkage and/or integration (Chen, 2018). Therefore, the cumulative response of these economies to shocks is expected to have far-reaching impact on the global economy than that obtainable from other economies that are not expressly captured in this study. In other words, unlike most developing economies, shocks to the developed and emerging economies tend to have spillover effects that transcend their territories. For instance, Tumala et al. (2021) show that shocks to US, Europe, and China have significant effects on the two largest economies in Sub-Saharan Africa [i.e. Nigeria and South Africa] while similar studies demonstrate how global shocks can influence the macroeconomic behaviour of smaller open economies (see Barbosa et al. (2018), Gajewski et al. (2019), Ter Ellen et al. (2020) and Cavaca and Meurer (2021)). It is not surprising why policy authorities more often than not evaluate both domestic and global economic dynamics when taking investment decisions.¹ For our purpose, we rely on the Global Vector Autoregressive (GVAR) framework, originally proposed by Pesaran et al., (2004), which can account for international transmission of shocks (in our case US uncertainty) based on a large panel of country-level macroeconomic data (i.e., output, inflation, short- and long-term interest rates, real exchange rate, metric of country-specific uncertainty as developed by Ahir et al. (2018), over and above the equity prices) and global exogenous variables (like commodity prices). Indeed, a number of studies have analyzed the impact of US uncertainty shock on individual stock markets of Africa, Asia, Asia-Pacific, Europe and aggregate of emerging countries (see for example, Dakhlaoui and Aloui (2016), Christou et al., (2017), Chuliá et al., (2017a), Das and Kumar (2018), Asafo-Adjei et al., (2020), Chaing (2020), Bhattarai et al., (2020), Liang et al., (2020)). However, to the best of our knowledge, this is the first attempt to analyze the impact of US uncertainty spillovers on 33 countries considered simultaneously by controlling for a wide-array of domestic and global macroeconomic and financial variables, as well as uncertainty, which are known to drive international stock markets (Sousa et al., 2016; Aye et al., 2017; Phan et al., 2018). In the propagation of shocks, the

¹ A more detailed motivation for the choice of 33 countries in the GVAR database is documented in Pesaran et al. (2004).

literature suggests accounting for financial and trade channels that include interest rate (see, Feldkircher and Huber (2016); Mishkin (1995, 2001)), exchange rate (see Montes (2013)), domestic credit (see, Juurikkala et al., (2011); Kishan and Opiela (2006)), and asset prices (see Laopodis (2013)). In the process, our paper provides more accurate inferences on the size of the impact of US uncertainty on global equity markets by preventing the omitted variable bias.²

Besides this, another unique contribution of our paper is to analyze the effect of US uncertainty shock on stock markets of multiple developed and emerging economies, by conditioning the impact on the state of global financial markets. In this regard, we augment the exogenous variables (oil prices, agricultural raw material prices, and metals prices) in the GVAR, with the higher (above median) and lower (below median) values of the Global Financial Cycle (GFCy) index of Miranda-Agrippino and Rey (2020), considered in turn to mimic scenarios of lower and higher financial distress, respectively. Note that, the GFCy index is a single global factor that explains an important share of the variation of risky asset returns around the world. We must point out that the motivation to conduct the analysis contingent on bearish and bullish phases of financial markets emanate from the so-called “finance uncertainty multiplier” concept as coined by Alfaro et al., (2018). These authors, theoretically show that higher uncertainty alongside financial frictions not only induces the standard real options effects on investment and hiring, but also leads firms to hoard cash, thus further reducing investment and hiring. In other words, a positive US uncertainty shock is expected to have larger negative effect on global stocks markets in periods of financial distress than in tranquil times,³ and our conditional approach incorporated in the GVAR model, allows us to test this hypothesis at the same time.

At this stage, we must emphasize that, while analyzing the spillover effect of US uncertainty on macroeconomic variables of other countries is a pertinent issue, the same analysis on stock markets, conditional on the state of the global financial markets, is also of tremendous importance to policymakers. This is because, equity markets are historically known to be leading indicators for output and inflation (Mauro, 2003; Stock and Watson, 2003), and hence the impact of US uncertainty on them are likely to make the effect on the macro variables more persistent. And if indeed this effect is dependent on phases of global financial markets, then the design of expansionary monetary policy to reduce the recessionary effect needs to accommodate for the initial state of the asset markets at the time the US uncertainty shock hits

² The issue of omitted variable bias being resolved using GVAR is anchored on two attractions: (i) the ability of the model accommodate individual countries’ macroeconomic conditions crucial for the propagation of international/regional shock spillovers; and (ii) the ability of the model to deal with interconnectedness among countries via trade or financial channel while evaluating the shock propagation.

³ The reader is referred to the works of Popp and Zhang (2016), Alessandri and Mumtaz (2019), Caggiano et al., (forthcoming) for analyses on the finance uncertainty multiplier effect on US output.

the world. Understandably, at the same time, our findings will also be informative for investors in making portfolio decisions. In terms of robustness, we also extend the analyses to country-specific uncertainty indices in order to see whether equities will respond differently to domestic and international uncertainty indices.

The remainder of the paper is organized as follows: Section 2 describes the basics of the GVAR model, along with the data involved in its estimation, while Section 3 presents the empirical findings, with Section 4 concluding the paper.

2 Methodology and Data

As discussed in the introduction, we adopt the GVAR framework to explore the diffusion of uncertainty shocks originating in the US on equity markets of other advanced and emerging countries, besides the US itself, motivated by the works of Pesaran et al., (2004), Dées et al., (2007); Chudik and Pesaran (2013), and Smith and Galesi (2014). The GVAR modelling approach proceeds from the comprehensive model of individual countries' VARX * (p_i, q_i) models across $N + 1$ group of emerging and advanced countries, such that $i = 1, \dots, N + 1$. The $(N + 1)^{th}$ country is the US, which is so included to serve as the reference country through which the uncertainty shock is propagated to the global financial systems. The country-specific VARX * (p_i, q_i) models express the endogenous (domestic) variables conditional on the foreign and global/common variables. Thus, each country-specific endogenous variables are inflation, real equity prices, exchange rate, and short- and long-term interest rates. The global variables are commodity prices, metal prices, and the low (below median) or high (above median) values of the GFCy index, given the importance of this index as a measure of the global financial climate; while the foreign variables are the mirror counterparts of the domestic variables. Given the foregoing, our GVAR framework therefore takes the following form:

$$x_{it} = \sum_{\lambda=1}^{p_i} \Lambda_{i\lambda} x_{i,t-\lambda} + \Gamma_{i0} x_{it}^* + \sum_{\lambda=1}^{q_i} \Gamma_{i\lambda} x_{i,t-\lambda}^* + \Phi_{i0} G_{it} + \sum_{\lambda}^{s_i} \Phi_{i\lambda} G_{i,t-\lambda} + \mu_{it} \quad (1)$$

where x_{it} is a $k_i \times 1$ vector of country-specific variables denoted with i where i runs from 1 to $N+1$ (such that $N = 32$) in a particular period t (where $t = 1, 2, 3, \dots, T$). Similarly, x_{it}^* is the corresponding $k_i^* \times 1$ vector of foreign variables constructed as trade-weighted counterparts of the domestic variables. Thus, $x_{it}^* = \sum_{j=1}^N w_{ij} x_{jt}$ where $\sum_{j=1}^N w_{ij} = 1$,⁴ and $w_{ii} = 0$. The external common (global) factors are represented with G_{it} and their values are repeated for all the cross-sections. Note further that $\Lambda_{i\lambda}$, where $\lambda = 1, 2, 3, \dots, p_i$, is a $k_i \times k_i$ matrix of unknown parameters for domestic variables; Γ_{i0} (where $\lambda = 0, 1, 2, \dots, q_i$) is a $k_i^* \times k_i^*$ matrix of unknown parameters for foreign variables, and Φ_{i0} (where $\lambda = 0, 1, 2, \dots, s_i$) is a $r_i \times r_i$ matrix of unknown parameters for external common factors which are repeated for all

⁴ w_{ij} is the weighting matrix obtained from the IMF Direction of Trade flows data.

the cross-sections; while μ_{it} is a vector (i.e., $k_i \times 1$) of error terms. It is noteworthy to mention that the foreign and common factors are considered as weakly exogenous.

Following the above as contained in equation (1), the estimated country-specific model is stacked together to form a large GVAR model out of which the effect of the US uncertainty shock on international equity markets is derived.

Thereafter, our GVAR model is estimated with domestic variables for the advanced and emerging economies as in the GVAR toolbox of Smith and Galesi (2014), the data of which has been recently updated to end of 2019 by Mohaddes and Raissi (2020)⁵, and includes⁶ log of real equity prices, short and long-term interest rates, US dollar-based real exchange rate, inflation rate, and global variables (common factors) namely, global prices of oil, agricultural commodities and metals. Given the focus of this study, we augment the country-specific variables with an indicator of uncertainty, as developed by Ahir et al., (2018), which is based on frequency counts of the term “uncertainty” (and its variants) in the quarterly Economist Intelligence Unit (EIU) country reports.⁷ Moreover, to account for the finance uncertainty multiplier, we augment the global variables set of commodity and the precious metal prices, with lower or higher values of the GFCy index,⁸ which mimics the bearish and bullish phases of global asset markets. The GFCy index is based on the works of Miranda-Agrippino and Rey (2020) and Miranda-Agrippino et al. (2020)⁹, and is generated as the common global factor extracted from a dynamic factor model (DFM) that involves a comprehensive panel of 1004 risky assets including equity and corporate bond indices that represent Europe, North America, Latin America, Asia-Pacific, and Australia as well as commodity prices excluding precious metals. Miranda-Agrippino and Rey (2020) show that this single common global factor alone

⁵ See link to the data at: <http://www.econ.cam.ac.uk/people-files/emeritus/mhpl/GVAR/GVAR.html>.

⁶ These variables are carefully selected in line with theories and also align with different channels of shock transmission. Thus, our favoured covariates are relevant in the analysis spillover across countries as indicated in the GVAR toolbox. Also, existing studies focusing on other areas of shock transmission (e.g., Eickmeier and Ng, 2015) have equally favoured a number of these variables.

⁷ The data is available at: http://policyuncertainty.com/wui_quarterly.html. Our attraction to this uncertainty index stems from its coverage of an array of country-specific economic conditions and various uncertainty spikes such as 9/11 attacks, the SARS outbreak, Gulf War II, among others (http://policyuncertainty.com/wui_quarterly.html) across various countries. Unlike the VIX data which is limited in scope, the uncertainty data used in this study is readily available for all the countries considered and many more over a long period of time. Similarly, the uncertainty data used is associated with other sources of market uncertainty such as economic policy uncertainty (EPU) stock market volatility, risk and lower GDP, unlike VIX which solely focuses on stock market (See fred.stlouisfed.org/series/VIXCLS).

⁸ The high (low) GFCy are constructed by multiplying the GFCy index by a dummy variable which takes the value of 1 when the GFCy is above (below) the median value (equal to 68.75) for the entire period, and zero otherwise.

⁹ The link to the data is: <http://silviamirandaagrippino.com/code-data>.

accounts for over 20% of the common variation in the price of risky assets globally despite the heterogeneity of the asset markets included in the panel.

For the purpose of empirical analysis, our dataset cover the period of 1980:1 to 2019:2, with the start and end dates defined by the data availability of GFCy index.

3 Results

The study traces the propagation of shocks originating in the US to global equity markets conditional on the lower and higher values of the GFCy, which operationalizes the intervening role of bearish or bullish financial markets in propagating the US-originated uncertainty shocks to stock markets of 33 developed and developing countries.

We present results for the two scenarios: high GFCy (bullish financial markets) and low GFCy (bearish financial markets). The impulse response functions (IRFs) that capture the first two scenarios are rendered in Figures 1-4 for the groups of advanced and emerging countries collectively and individually. The IRFs (in solid lines) represent (the median) responses to one standard deviation shock to US uncertainty given the upper and lower bootstrapped 95% error bands (in dashed lines) to show statistical significance.¹⁰

The group-based IRFs in Figure 1 show that the negative impact of the US uncertainty shocks on real equity prices is hardly significant across the developed and emerging countries under the high GFCy-state. This contrasts with the scenario for the low GFCy-regime in Figure 2, where the negative responses are consistently significant. Further, there are differences between the groups associated with developed and the emerging markets. For instance, about at the eighth forecast horizon when the impact is highest, real equity prices are reduced by 7% in the G7 and developed markets' panels, by 7.5% in G7 and developed markets excluding the US, by 8% in Euro, and by 5.5% in emerging markets, following the US uncertainty shock. Hence, this finding suggests that the US uncertainty shock affects developed and emerging countries differently, with higher impact on advanced markets possibly due to greater financial dependence between them and the US than with emerging economies (Chuliá et al., 2017b).

Interestingly, the earlier findings are corroborated by the country-specific IRFs presented in Figures 3 and 4. Figure 3 shows that when GFCy is high, the negative impact of US uncertainty shocks is tempered and paled to insignificance. However, the negative responses are significantly evident on the equity prices of the countries during low GFCy. These findings not only establish the asymmetric response of equities to US uncertainty shock under weak and strong financial market conditions, but also affirm the moderating role of GFCy regarding the negative spillover effect of US uncertainty shock on global stock markets.

¹⁰ In Figures A1 and A2, we present the results for own uncertainty shocks for all the 33 countries to further highlight the importance of US uncertainty shocks in driving global stock markets compared to domestic innovations of uncertainty, given the weak statistical evidence of the impact across the low and high GFCy-regimes.

Figure 1: Group Impulse Response Functions of Real Equity Prices to a One Standard Deviation Positive US Uncertainty Shock under the High GFCy-Regime

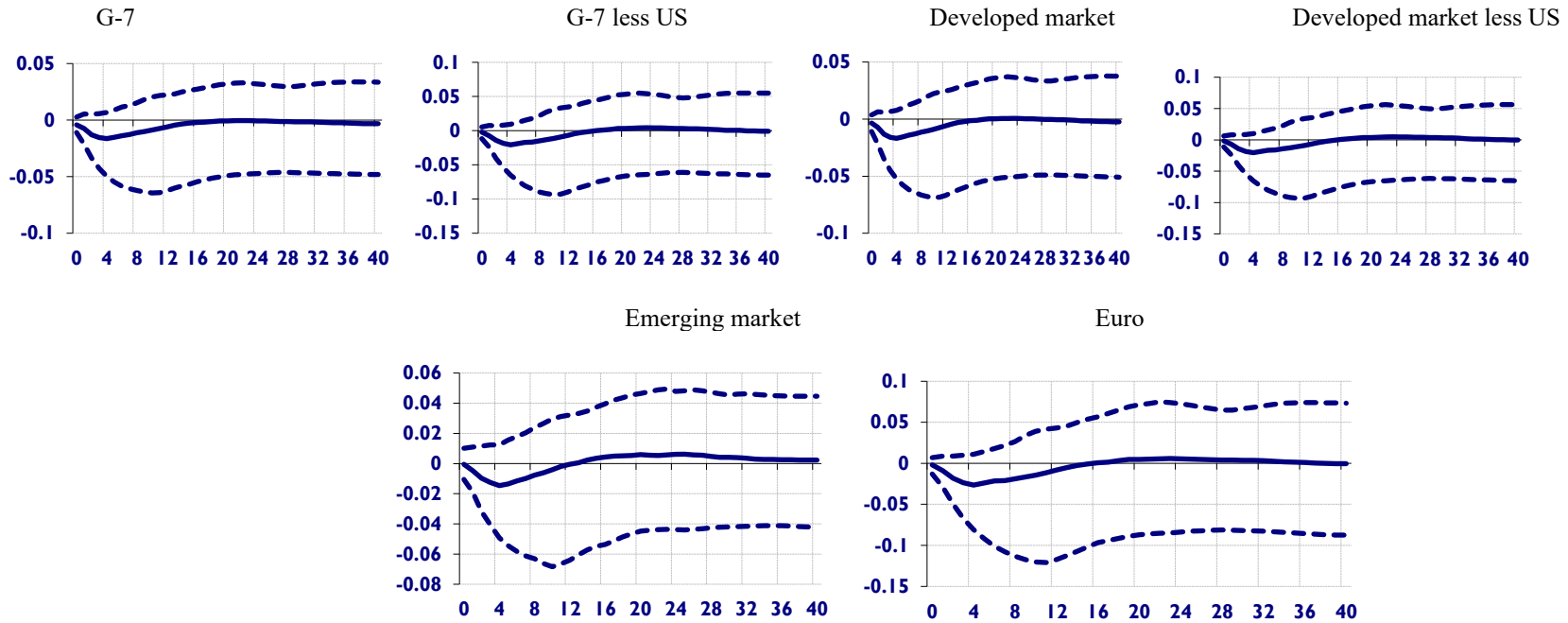


Figure 2: Group Impulse Response Functions of Real Equity Prices to a One Standard Deviation Positive US Uncertainty Shock under the Low GFCy-Regime

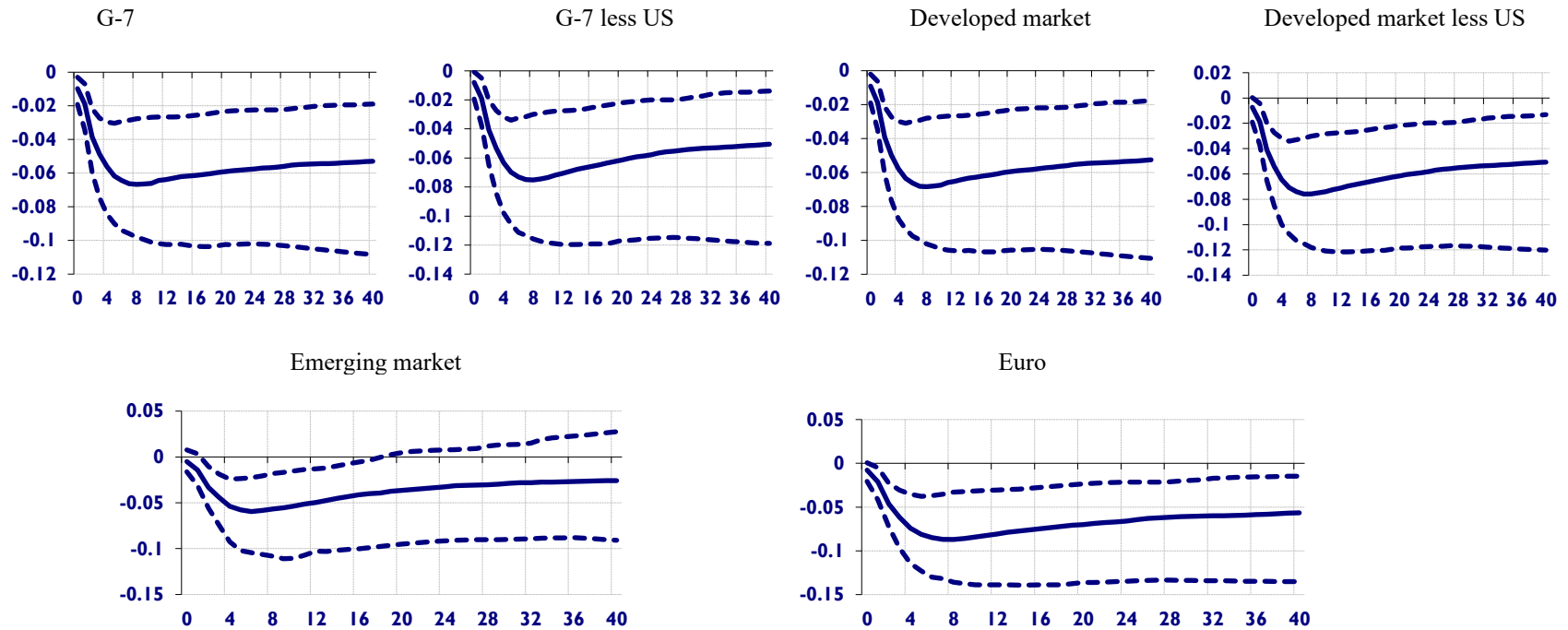
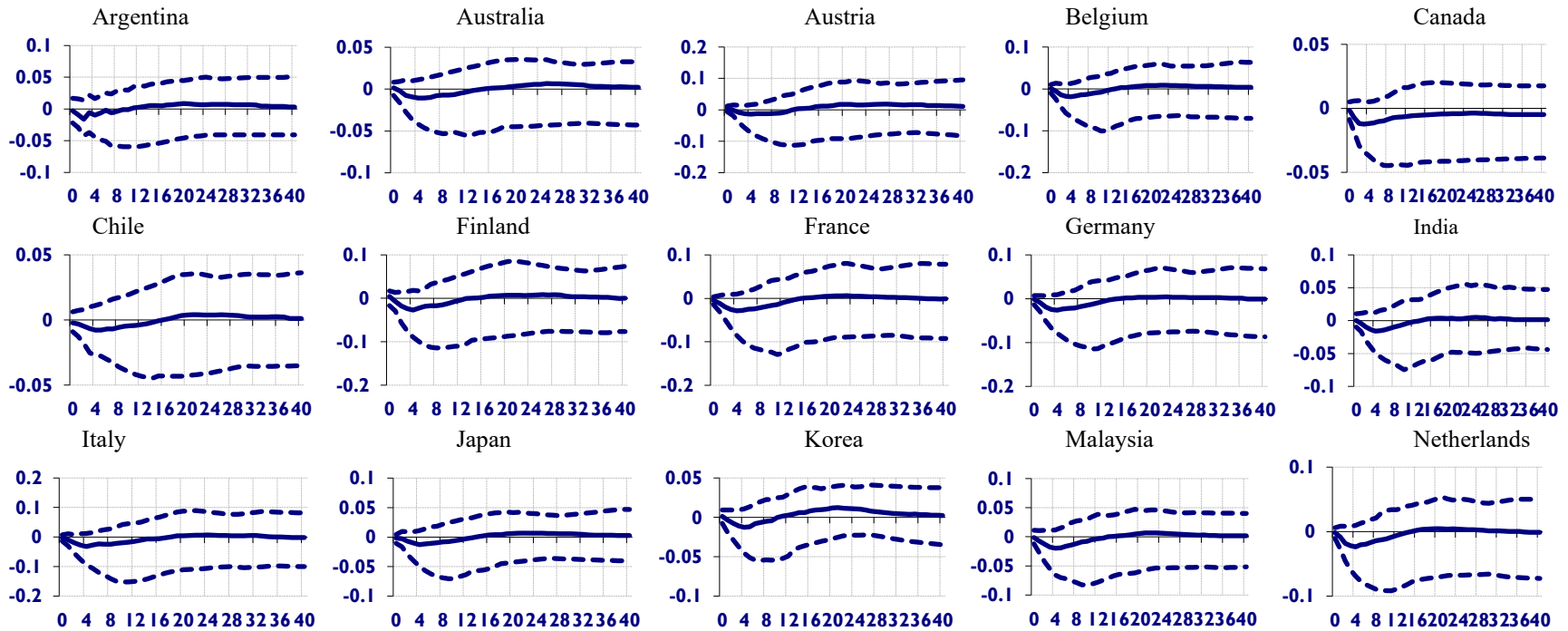


Figure 3: Country-Specific Impulse Response Functions of Real Equity Prices to a One Standard Deviation Positive US Uncertainty Shock under the High GFCy-Regime



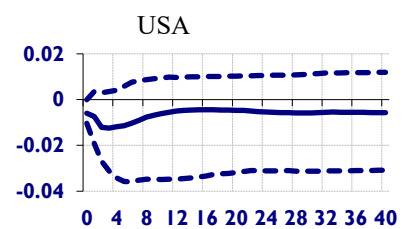
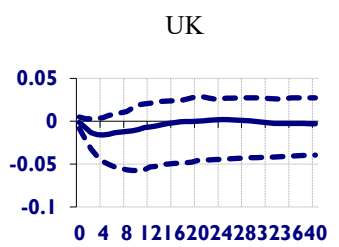
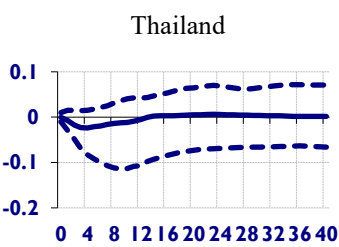
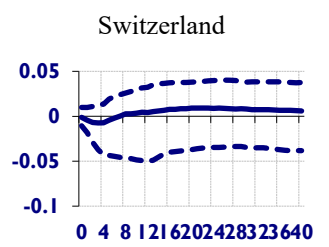
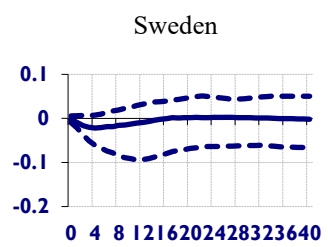
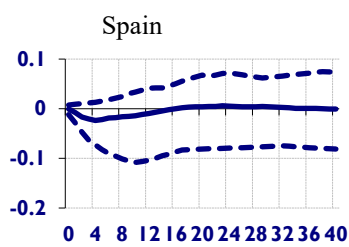
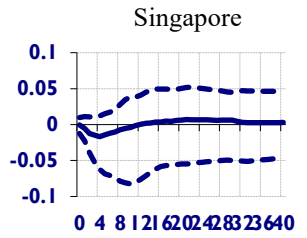
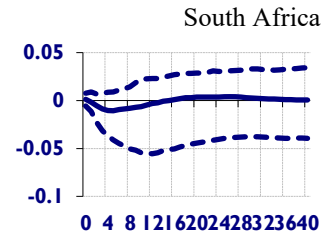
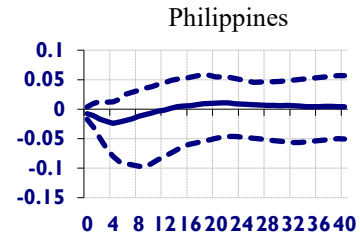
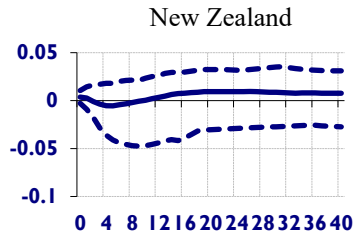
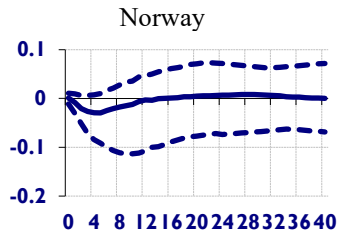
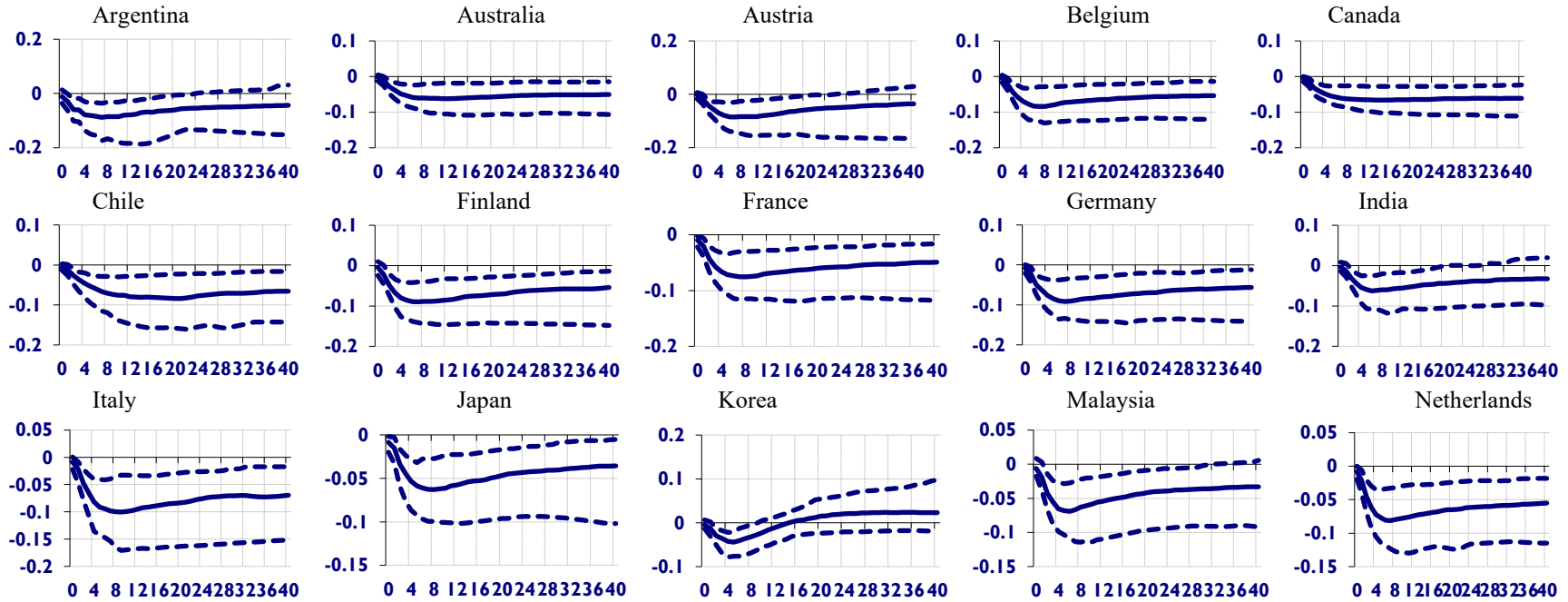


Figure 4: Country-Specific Impulse Response Functions of Real Equity Prices to a One Standard Deviation Positive US Uncertainty Shock under the Low GFCy-Regime



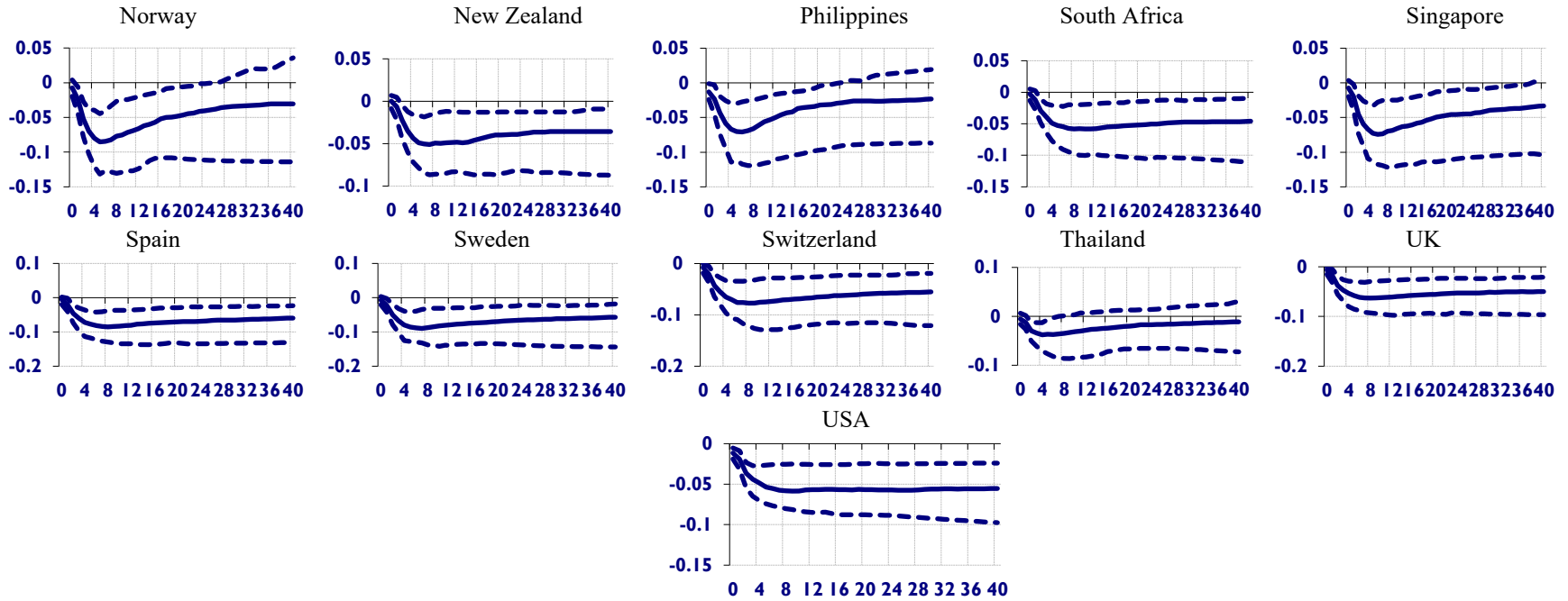
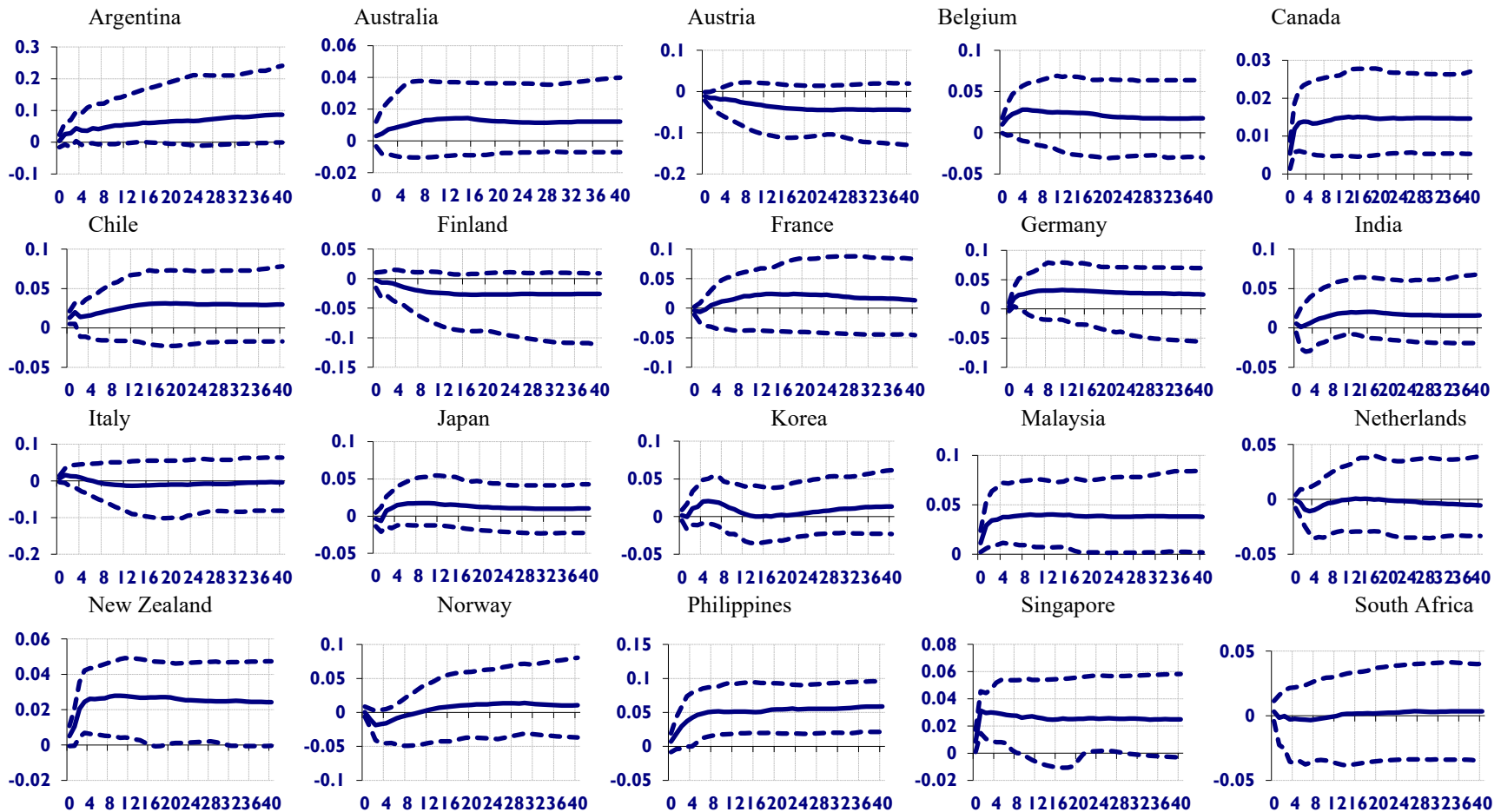


Figure A1: Country-Specific Impulse Response Functions of Real Equity Prices to a One Standard Deviation Positive Own Uncertainty Shock under the High GFCy-Regime



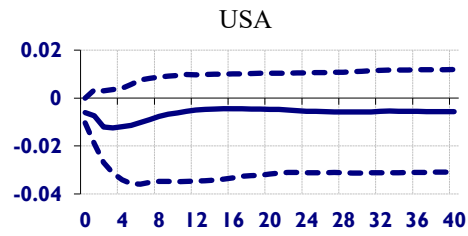
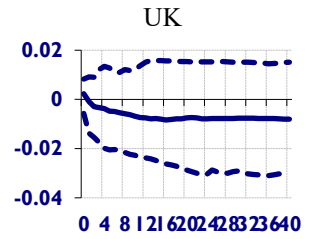
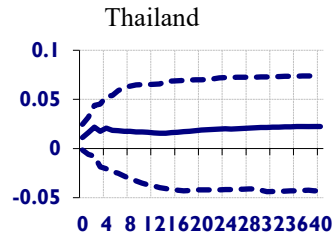
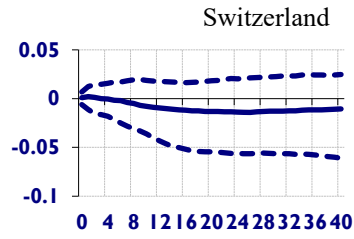
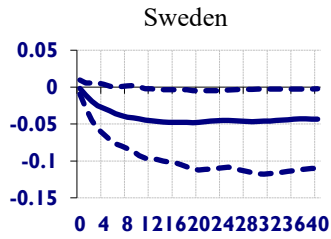
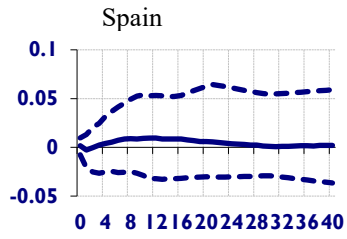
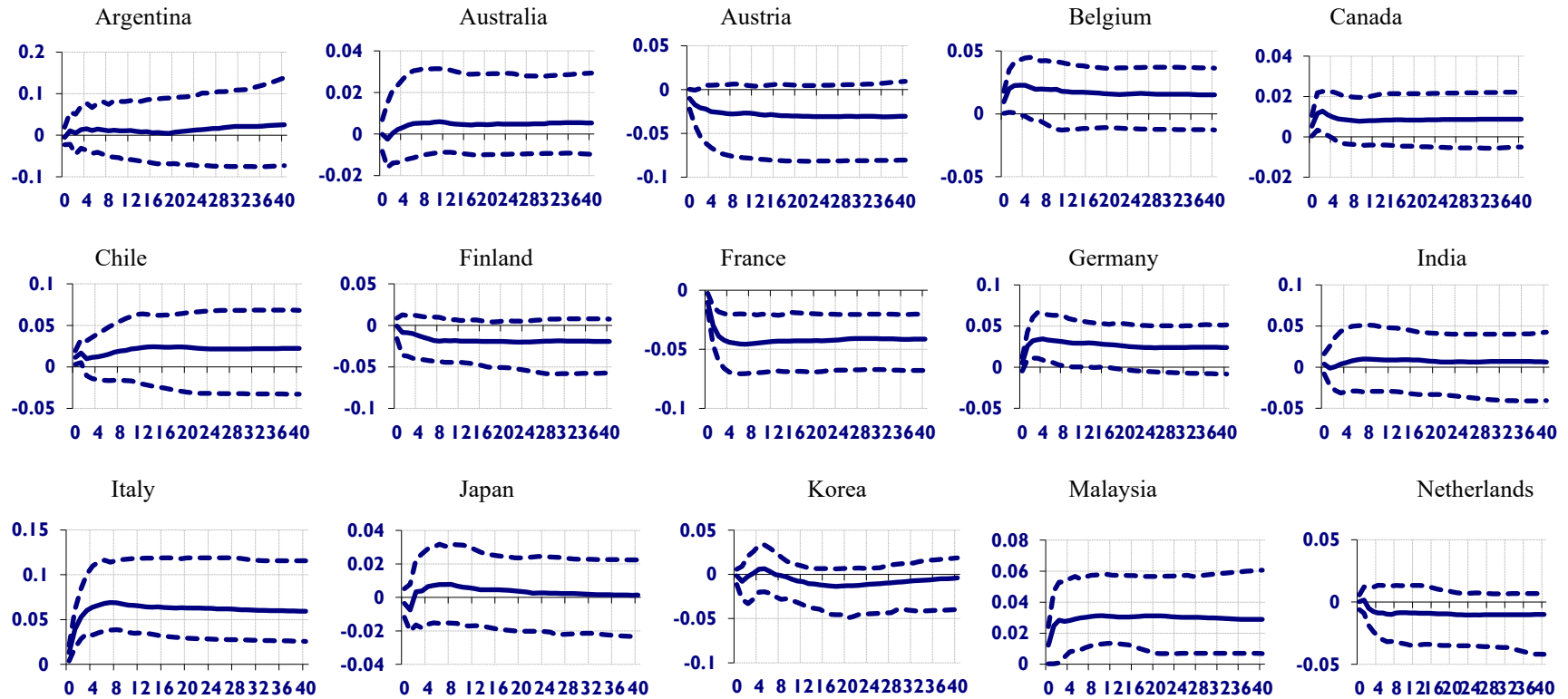
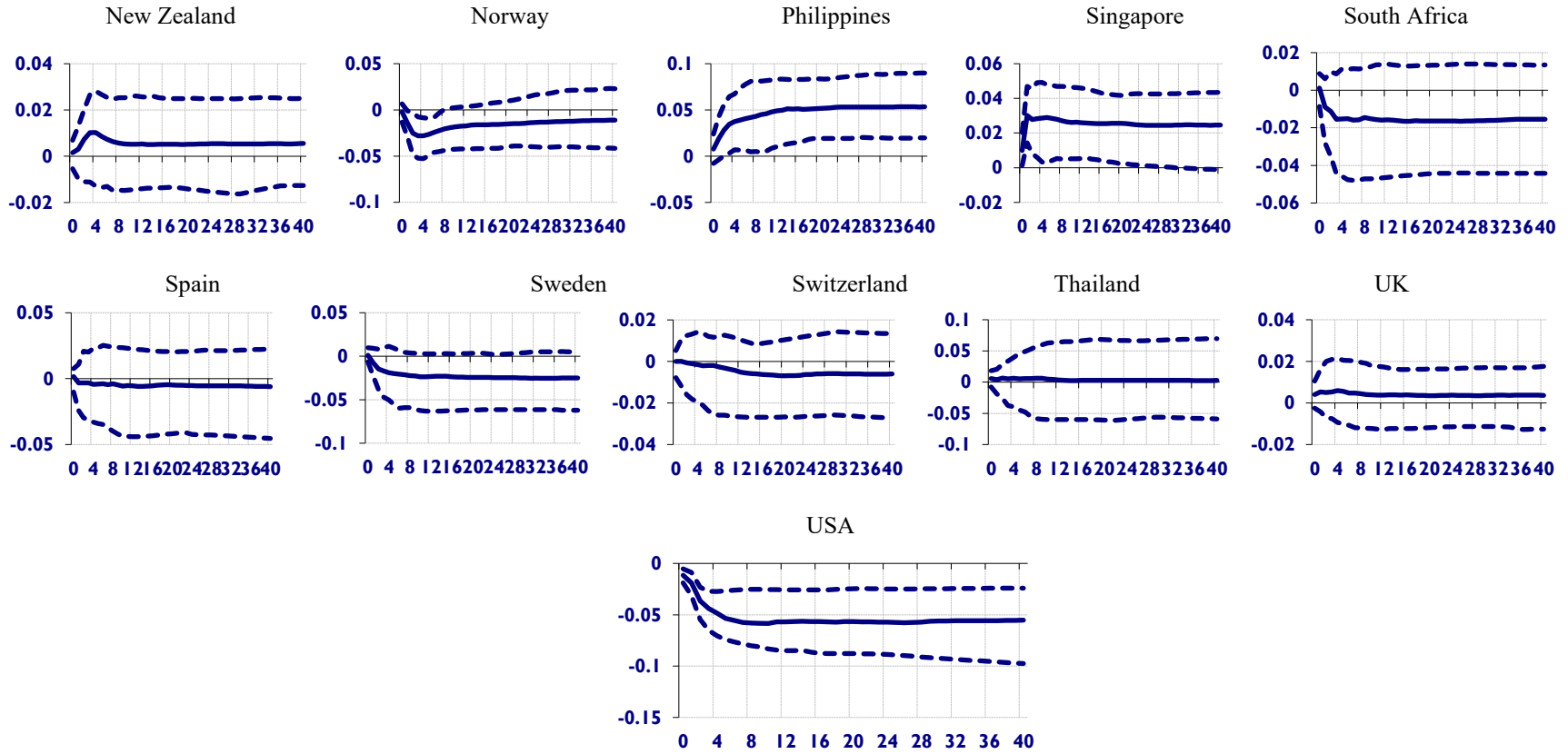


Figure A2: Country-Specific Impulse Response Functions of Real Equity Prices to a One Standard Deviation Positive Own Uncertainty Shock under the Low GFCy-Regime





4. Conclusion

In this study, we use a Global Vector Autoregressive (GVAR) model to trace the effect of an uncertainty shock originating in the US on equity markets of 32 advanced and emerging countries (besides the US), conditional on the bearish- or bullish-state of the global asset markets. The regimes of the financial markets are captured by the corresponding low and high-values of the recently proposed Global Financial Cycle (GFCy) index, which in turn is a single global factor that explains an important share of the variation of risky asset returns around the world.

Using quarterly data over the period of 198:1 to 2019:2, we document greater response of US uncertainty shock spillover on the real equity prices of advanced markets than the emerging markets, highlighting stronger ties between the US and other advanced markets. Further, the negative responses are consistently greater during weak financial conditions than otherwise, confirming the importance of the state of global financial markets in the propagation of US uncertainty shocks on international stock markets.

Our results imply that when global financial markets are weak, and there is increased US uncertainty, then investors can reduce their portfolio risks by diversifying more into emerging market equities than those of other developed countries. From the perspective of policymaking, since stock markets decline more during bearish global financial conditions, the recessionary effect of US uncertainty shocks are likely to be prolonged via the equity markets, and hence monetary authorities would need to respond more strongly via expansionary monetary policy, compared to when global financial markets are witnessing tranquility or booms.

As part of future research, it would be interesting to formally explore the ability of US uncertainty, conditional on the states of the GFCy, in predicting international stock markets out-of-sample, since in-sample predictability does not guarantee forecasting gain (Rapach and Zhou, 2013).

References

- Ahir, H., Bloom, N., and Furceri, D. (2018). The World Uncertainty Index. Mimeo, Available at: http://www.policyuncertainty.com/media/WUI_mimeo_10_29.pdf.
- Alessandri, P., and Mumtaz, H. (2019). Financial Regimes and Uncertainty Shocks. *Journal of Monetary Economics*, 101, 31-46.
- Alfaro, I., Bloom, N.A., and Lin, X. (2018). The Finance Uncertainty Multiplier. National Bureau of Economic Research (NBER) Working Paper No. 24571.
- Antonakakis, N., Gabauer, D., Gupta, R., and Plakandaras, V. (2018). Dynamic connectedness of uncertainty across developed economies: A time-varying approach. *Economics Letters*, 166, 63–75.

- Asafo-Adjei, E., Agyapong, D., Agyei, S.K., Frimpong, S., Djimatey, R., and Adam, A.M. (2020). Economic Policy Uncertainty and Stock Returns of Africa: A Wavelet Coherence Analysis. *Discrete Dynamics in Nature and Society*, 2020, Article ID: 8846507.
- Aye, G.C., Balcilar, M., and Gupta, R. (2017). International stock return predictability: Is the role of U.S. time-varying? *Empirica*, 44(1), 121-146.
- Barbosa, L, Bonfim, D., Costa, S. and M. Everett (2018). Cross-border spillovers of monetary policy: what changes during a financial crisis? *Journal of International Money and Finance* 89, 154–174.
- Bhattacharai, S., Chatterjee, A., and Park, W-Y. (2020). Global Spillover Effects of US Uncertainty. *Journal of Monetary Economics*, 114, 71-89.
- Caggiano, G., Castelnuovo, E., Delrio, S., and Kima, R. (Forthcoming). Financial Uncertainty and Real Activity: The Good, the Bad, and the Ugly. *European Economic Review*.
- Cashin, P., Mohaddes, K., and Raissi, M. (2017). Fair weather or foul? The macroeconomic effects of El Niño. *Journal of International Economics*, 106, 37-54.
- Cavaca, I.B. and R. Meurer (2021). International monetary policy spillovers: linkages between US and South American yield curves. *International Review of Economics and Finance*, 76, 737–754.
- Chen, P. (2018). Understanding international stock market comovements: A comparison of developed and emerging markets. *International Review of Economics & Finance*, 56, 451-464.
- Chiang, T.C. (2020). Global Stock Market Prices Response to Uncertainty Changes in US Monetary and Fiscal Policies. Jeon, B.N. and Wu, J. (Ed.) *Emerging Market Finance: New Challenges and Opportunities* (International Finance Review, Vol. 21), Emerald Publishing Limited, Bingley, 131-147.
- Christou, C., Cunado, J., Gupta, R., and Hassapis, C. (2017). "Economic policy uncertainty and stock market returns in PacificRim countries: Evidence based on a Bayesian panel VAR model. *Journal of Multinational Financial Management*, 40(C), 92-102.
- Chudik, A., and Pesaran, M.H. (2013). Econometric analysis of high dimensional VARs featuring a dominant unit. *Econometric Reviews*, 32(5-6), 592-649.
- Chuliá, H., Gupta, R., Uribe, J.M., and Wohar, M.E. (2017a). Impact of US uncertainties on emerging and mature markets: Evidence from a quantile-vector autoregressive approach. *Journal of International Financial Markets, Institutions and Money*, 48(C), 178-191.
- Chuliá, H. Guillén, M., and Uribe, J.M., (2017b). Spillovers from the United States to Latin American and G7 stock markets: A VAR quantile analysis. *Emerging Markets Review*, 31(C), 32-46.
- Dakhlouai, I., Aloui, C. (2016). The interactive relationship between the US economic policy uncertainty and BRIC stock markets. *International Economics*, 146, 141–157.

- Das, D., And Kumar, S.B. (2018). International economic policy uncertainty and stock prices revisited: Multiple and Partial wavelet approach. *Economics Letters*, 164, 100-108
- Dées, S., Mauro, F.D., Pesaran, M.H., and Smith, L.V. (2007). Exploring the international linkages of the euro area: a global VAR analysis. *Journal of Applied Econometrics*, 22(1), 1-38.
- Eickmeier, S., & Ng, T. (2015). How do US credit supply shocks propagate internationally? A GVAR approach. *European Economic Review*, 74, 128-145.
- Feldkircher, M. and F. Huber (2016). The international transmission of US shocks—evidence from Bayesian global vector autoregressions. *European Economic Review*, 81, 167–188, doi:10.1016/j.euroecorev.2015.01.009.
- Gajewski, K., Jara, A., Kang, Y., Mok, J., Moreno, D. and D Serwa (2019). International spillovers of monetary policy: lessons from Chile, Korea, and Poland. *Journal of International Money and Finance*, 90, 175–186.
- Gupta, R., Lau, C.K.M., and Wohar, M.E. (2019). The impact of U.S. uncertainty on the Euro area in good and bad times: Evidence from a quantile structural vector autoregressive model. *Empirica*, 46, 353-368.
- Gupta, R., Olasehinde-Williams, G.A., and Wohar, M.E. (2020a). The impact of U.S. uncertainty shocks on a panel of advanced and emerging market economies. *The Journal of International Trade & Economic Development*, 29(6), 711-721.
- Juurikkala, T., A. Karas, and L. Solanko (2011). The role of banks in monetary policy transmission: empirical evidence from Russia. *Review of International Economics*, 19(1), 109–121, doi:10.1111/j.1467-9396.2010.00935.x
- Kishan, R. and T. Opiela (2006). Bank capital and loan asymmetry in the transmission of monetary policy. *Journal of Banking and Finance*, 30(1), 259–285. doi:10.1016/j.jbankfin.2005.05.002.
- Klößner, S. and R. Sekkel (2014). International spillovers of policy uncertainty. *Economics Letters*, 124 (3), 508–512.
- Ko, J-H., and Lee, C-M. (2015). International economic policy uncertainty and stock prices: Wavelet approach. *Economics Letters*, 134, 118–122.
- Laopodis, N. (2013). Monetary policy and stock market dynamics across monetary regimes. *Journal of International Money and Finance*, 33, 381–406.
- Liang, C.C., Troy, C., and Rouyer, E. (2020). U.S. uncertainty and Asian stock prices: Evidence from the asymmetric NARDL model. *The North American Journal of Economics and Finance*, 51(C), 101046.
- Mauro, P. (2003). Stock returns and output growth in emerging and advanced economies. *Journal of Development Economics*, 71(1), 129-153.
- Miranda-Agrippino, S., Nenova, T., and Rey, H. (2020). Global Footprints of Monetary Policy. Discussion Papers 2004, Centre for Macroeconomics (CFM).

- Miranda-Agrippino, S., and Rey, H. (2020). US Monetary Policy and the Global Financial Cycle. *The Review of Economic Studies*. DOI: <https://doi.org/10.1093/restud/rdaa019>.
- Mishkin, F. (1995). Symposium on the monetary transmission mechanism. *Journal of Economic Perspectives*, 9(4), 3–10.
- Mishkin, F. (2001). The transmission mechanism and the role of asset prices in monetary policy. National Bureau of Economic Research Working Paper W8617, DOI 10.3386/w8617.
- Mohaddes, K., and Raissi, M. (2020). Compilation, Revision and Updating of the Global VAR (GVAR) Database, 1979Q2-2019Q4. University of Cambridge: Judge Business School (mimeo).
- Montes, G. (2013). Credibility and monetary transmission channels under inflation targeting: an econometric analysis from a developing country. *Economic Modelling*, 30, 670–684.
- Pesaran, M.H., Schuermann, T., and Weiner, S.M. (2004). Modeling Regional Interdependencies Using a Global Error-Correcting Macroeconometric Model. *Journal of Business and Economic Statistics*, 22(2), 129–162.
- Phan, D.H.B., Sharma, S.S., and Tran, V.T. (2018). Can economic policy uncertainty predict stock returns? Global evidence. *Journal of International Financial Markets, Institutions and Money*, 55(C), 134-150.
- Popp, A., and Zhang, F. (2016). The macroeconomic effects of uncertainty shocks: The role of the financial channel. *Journal of Economic Dynamics & Control*, 69, 319-349.
- Rapach, D. E., and Zhou, G. (2013). Forecasting stock returns. *Handbook of Economic Forecasting*, 2 (Part A), Graham Elliott and Allan Timmermann (Eds.), Amsterdam: Elsevier, 328–383.
- Salisu, A. A., Gupta, R., & Olaniran, A. (2021). The effect of oil uncertainty shock on real GDP of 33 countries: a global VAR approach. *Applied Economics Letters*, 1-6.
- Smith, L.V. and Galesi, A. (2014). GVAR Toolbox 2.0, available at <https://sites.google.com/site/gvarmodelling/gvar-toolbox>.
- Sousa, R.M., Vivian, A., and Wohar, M.E. (2016). Predicting asset returns in the BRICs: The role of macroeconomic and fundamental predictors. *International Review of Economics and Finance*, 41, 122-143.
- Ter Ellen, S., Jansen, E. and N.L. Midthjell (2020). ECB spillovers and domestic monetary policy effectiveness in small open economies. *European Economic Review*, 121, 103338.
- Trung, N.B. (2018). The spillover effect of the US uncertainty on emerging economies: A panel VAR approach. *Applied Economics Letters*, 1–7.
- Trung, N.B. (2019). The spillover effects of US economic policy uncertainty on the global economy: A global VAR approach. *North American Journal of Economics and Finance*, 48, 90–110.

- Tumala, M.M., Salisu, A.A., Atoi, N.V. and Yaaba, B.N. (2021). International monetary policy spillovers to emerging economies in Sub-Saharan Africa: A global VAR analysis. *Scientific African*, 14, e00976. <https://doi.org/10.1016/j.sciaf.2021.e00976>
- Yin, L., and Han, L. (2014). Spillovers of macroeconomic uncertainty among major economies. *Applied Economics Letters*, 21 (13), 938–944.