

Strikes in Canada, 1891-1950

III. The Data

Dogulas Cruikshank and Gregory S. Kealey

Volume 20, 1987

URI: <https://id.erudit.org/iderudit/1lt20rr04>

[See table of contents](#)

Publisher(s)

Canadian Committee on Labour History

ISSN

0700-3862 (print)

1911-4842 (digital)

[Explore this journal](#)

Cite this document

Cruikshank, D. & Kealey, G. S. (1987). Strikes in Canada, 1891-1950: III. The Data. *Labour/Le Travailleur*, 20, 133-146.

Strikes in Canada, 1891-1950

III. The Data

Douglas Cruikshank and Gregory S. Kealey

Table A

Number of Strikes Commencing, 1891-1950

Table B

Strike Estimates by Industry, 1891-1900

Table C

Strike Estimates by Industry, 1901-1950

Table D

Strike Estimates by Province, 1891-1900

Table E

Strike Estimates by Province, 1901-1950

Table F

Strike Dimensions by Industry, 1891-1950

Table G

Strike Dimensions by Province, 1891-1950

Figure A

Number of Strikes Commencing in Canada, 1891-1950

Figure B

Number of Strikes and Strikers, 1891-1950

Figure C

Number of Person Days Lost, 1891-1950

Figure D

Strike Shapes by Industry and Province, 1891-1950

Table A

Number of Strikes Commencing, 1891-1950

Year	Number	Year	Number
1891	32	1921	196
1892	35	1922	103
1893	43	1923	88
1894	39	1924	69
1895	39	1925	95
1896	31	1926	83
1897	34	1927	73
1898	50	1928	105
1899	101	1929	103
1900	107	1930	74
1891-1900	511	1921-1930	989
1901	124	1931	91
1902	169	1932	125
1903	225	1933	143
1904	144	1934	222
1905	131	1935	154
1906	188	1936	185
1907	223	1937	337
1908	90	1938	166
1909	110	1939	146
1910	144	1940	191
1901-1910	1548	1931-1940	1760
1911	159	1941	265
1912	239	1942	407
1913	224	1943	434
1914	95	1944	214
1915	85	1945	211
1916	163	1946	240
1917	216	1947	269
1918	303	1948	164
1919	420	1949	144
1920	445	1950	189
1911-1920	2349	1941-1950	2537

1891-1950 9694

Table B

Strike Estimates by Industry, 1891-1900

	Fishing & Trapping				Coal			Mining				Other				Mfrg.				Const.				Transp. & Pub. Util.				Service				Total ¹			
	A	B	C	D	A	B	C	D	A	B	C	D	A	B	C	D	A	B	C	D	A	B	C	D	A	B	C	D	A	B	C	D			
1891	1				1	1	400	100					17	12	3291	75	15	10	246	12	5	2	60					39	25	3997	187				
1892					1	1	1000	5					25	16	1122	64	9	3	1066	12	3	3	670	5	2	2	22	40	25	3880	85				
1893	1	1	1600	8	5	5	1650	24					21	13	853	20	9	3	177	1	7	6	850	2	1	1	7	44	29	5137	56				
1894	1				4	3	2300	12					23	17	1420	41	4	3	2100	25	5	3	380	4	2	1	31	39	27	6231	82				
1895					3	1	1000	2	2					15	10	791	10	13	7	630	2	3	2	808	7	3	3	112	39	23	3341	21			
1896	2	2	2500	30	1	1	250	14	2					13	7	646	26	7	3	1018	11	6	6	1121	8	31	19	5535	89						
1897	2				1	1	800	22					11	7	179	2	14	8	531	2	4	3	555	1	2	2	32	1	34	21	2097	28			
1898													33	21	2419	34	5	2	160	1	9	8	1128	6	3	2	63	50	33	3770	42				
1899	1	1	2500	18	1	1	100		4	4	2730	295	54	36	4908	95	16	9	1395	17	24	18	4372	55	2	2	12	102	71	16017	480				
1900	2	1	6000	120	6	3	380	7	1	1	2000	168	57	44	15276	269	27	19	1449	14	14	11	2342	94	4	3	85	1	112	83	27551	673			

A = Number of Strikes in Progress
 B = Number of Strikes in Progress with Complete Data
 C = Number of Workers Involved
 D = Duration in Person Days (000)

1) Includes one logging strike (1900) which involved 19 workers for a total of 19 person days.

Strike Estimates by Industry, 1901-1950

	Logging				Fishing				Coal				Mining				Other				Mfrg.				Conac.				Trans & Pub Util.				Trade & Serv.				Total ¹			
	A	B	C	D	A	B	C	D	A	B	C	D	A	B	C	D	A	B	C	D	A	B	C	D	A	B	C	D	A	B	C	D	A	B	C	D				
1901	2	1	100	1	2	1	8000	130	4	2	1760	7	4	3	1125	91	73	59	4919	158	20	17	2596	49	19	15	5576	301	6	4	48	130	102	24124	738					
1902	1	1	30	1	1	1	30	1	5	4	2010	12				79	66	3875	120	43	37	3479	35	30	22	4816	36	11	6	119	2	170	137	14359	206					
1903				1	1	1	4100	49	9	7	5610	173	3	2	299	8	102	82	12219	281	68	51	7275	147	40	31	8893	196	8	7	324	5	231	181	38520	860				
1904				2	2	2	870	4			2474	10	1	1	360	5	74	67	5412	130	32	22	3529	46	14	6	1295	6	12	7	116	1	144	111	14006	211				
1905							5564	102	5	4	281	1	11	10	5564	102	5	4	281	1	11	10	5564	102	5	4	281	6	3	116	1	133	104	12936	247					
1906							13	13	4549	147	4	2	215	2	92	82	8163	145	46	34	8273	66	28	21	2554	20	5	3	58	1	190	155	23812	380						
1907				2	2	2	375	10	14	13	8990	103	5	4	3119	79	98	85	9338	169	63	58	5876	125	33	28	8441	37	12	11	538	7	229	202	34683	529				
1908							8	7	3541	14	3	408	2	4	33	408	2	4	33	408	213	26	23	3269	33	13	8	8560	442	4	1	10	97	78	26092	704				
1909				3	3	3	1174	7	17	15	9143	723	2	2	490	6	41	32	2651	90	31	28	3241	48	19	14	1750	10	3	1	40	116	95	18686	884					
1910							5	3	2950	485	4	4	439	7	64	49	6889	70	51	35	7473	115	20	14	4545	56	11	3	67	156	108	22363	733							
1911							7	6	9890	1513	3	3	104	2	65	40	5345	60	52	15	8655	200	30	20	4974	39	10	6	491	7	167	110	29459	1822						
1912	1	1	33	1	1	1	620	31	6	3	2258	107	6	5	2085	45	78	62	9553	351	94	78	20875	509	39	28	7012	88	17	12	668	5	262	190	43104	1136				
1913				3	2	2	6220	34	5	4	4837	562	6	6	2008	59	88	65	12427	214	76	51	10792	109	34	24	4468	36	22	12	252	3	234	164	41004	1037				
1914							3	3	2500	281	2	1	75	3	39	27	4887	177	37	26	2069	29	6	4	253	2	9	6	127	2	99	67	9911	491						
1915							9	9	2753	12	3	2700	8	42	37	4307	38	10	7	241	11	10	5	1340	25	12	9	139	1	86	69	11480	95							
1916							10	8	11270	72	3	2500	25	71	62	7539	97	24	17	1632	12	43	31	3183	29	14	10	847	6	166	161	26971	241							
1917							22	21	17379	585	6	4	2310	62	100	74	17899	368	36	25	2456	42	39	32	9470	60	14	7	813	6	218	163	50327	1724						
1918							49	49	32623	138	3	2	1663	17	122	95	29130	294	30	18	1356	12	38	48	18248	129	39	23	8196	66	305	239	82573	657						
1919	32	19	2741	62	1	11	22	19	10070	383	10	7	3498	105	185	162	58073	1315	70	54	14708	354	40	32	12634	130	52	40	3175	19	427	350	149309	3402						
1920	66	28	3012	52	1		48	38	28136	142	14	11	2080	38	176	148	24291	406	73	51	10109	94	34	27	6727	55	43	31	2150	22	457	335	76624	814						
1921	7	4	435	11	1	1	10	10	1456	31	5	4	189	2	116	99	19728	799	44	34	3990	135	11	9	1172	66	12	9	738	3	208	172	28398	1050						
1922	3	2	250	3	3	2	985	16	26	21	28475	799				38	36	10397	572	26	26	1870	40	12	10	3640	94	10	10	175	5	118	107	43792	1529					
1923	2	2	437	7			24	24	20844	300	5	5	1906	4	35	34	7698	280	15	12	1002	7	12	11	2572	73	4	4	79	1	97	92	34538	672						
1924	1	1	1800	26	1	1	573	5	16	15	21201	1089				30	28	6818	129	16	16	1049	8	3	3	133	1	8	7	2762	24	75	71	36316	1295					
1925				2	2	2	980	5	17	17	18672	1040	1	1	11	48	44	7648	136	17	17	1499	11	5	5	131	1	6	4	86	96	90	29027	1193						
1926	5	4	1750	52			16	16	8445	35	1	1	35	40	39	11872	163	16	13	1208	13	4	4	515	2	3	3	24	1	85	80	23849	267							
1927	2	2	770	4	1	1	300	20	20	20	16653	54				19	19	930	38	25	25	3242	55	4	4	326	1	4	4	82	1	75	75	22303	153					
1928	5	5	1006	13	1	1	1500	5	15	14	5033	88				48	48	5557	40	31	31	4334	75	3	3	132	3	4	4	153	1	107	106	17715	224					
1929	3	3	1075	26	1		10	9	3049	7	2	2	70	9	45	43	2912	49	33	33	5689	56	4	4	247	4	5	5	67	1	105	100	13120	152						
1930	2	2	170	1	2	2	700	12	15	15	6228	24				25	25	5497	40	20	20	1367	12	4	4	296	1	6	6	109	2	74	74	14367	92					
1931	3	3	236	2	3	3	1000	11	9	9	2129	12				49	48	5882	150	16	15	616	3	5	5	607	22	8	8	133	1	93	91	10303	201					
1932	11	11	1433	10	2	2	3200	30	33	33	8540	133				60	60	8938	77	10	10	190	4				15	14	150	131	130	22653	253							
1933	16	15	5392	105	1	1	250	7	22	21	3028	33	1	1	400	14	75	75	15712	151	13	12	272	3	5	5	364	1	12	10	137	3	146	141	16775	318				
1934	17	17	5889	194	1	1	50	26	26	26	11461	91	2	2	1773	27	132	127	25583	254	10	10	478	2	14	13	511	1	21	19	983	8	224	216	46421	577				
1935	3	2	2132	35	4	4	1330	15	17	17	6131	66	3	3	638	8	66	62	14638	82	13	10	425	1	24	20	6060	75	18	17	370	1	154	140	33899	289				
1936	6	6	2605	31	3	3	2840	41	21	20	8581	66	2	2	74	1	86	86	15192	126	17	17	786	1	19	19	3413	12	29	28	956	5	186	184	35571	278				
1937	9	9	3030	27	1	1	800	2	46	44	15477	113	6	5	2060	27	165	160	47049	688	38	38	1406	7	25	24	1684	15	46	42	1567	9	341	327	73221	887				
1938	6	5	910	2	8	8	1848	23	26	26	5204	22	1	1	12	76	76	7519	81	18	17	949	1	15	14	2770	10	19	19	1796	11	171	168	21199	150					
1939	1	1	70	1	1	1	15	53	52	52	33702	111	2	2	231	11	51	50	8304	82	14	13	558	1	5	5	415	20	17	929	20	148	142	44223	225					
1940	1	1	50	6	5	5	1855	12	66	66	31552	69	5	5	600	8	67	66	17183	151	22	22	1289	2	10	9	6834	15	15	13	2184	10	193	187	61549	267				
1941	2	1	300	4			47	47	47	38161	109	3	3	3340	83	155	151	38413	207	23	23	4791	13	19	19	1747	4	18	18	1195	14	267	262	87937	436					
1942	5	5	604	1	1	1	3260	10	57	55	19716	66	10	9	2756	63	256	248	81947	297	36	35	3998	4	16	15	2233	5	25	24	1056	6	409	395	116220	454				
1943	7	7	641	7			112	112	46745	193	9	9	496	3	234	234	129484	767	15	15	1015	2	25	25	8842	19	30	29	9069	27	435	434	22020	1042						
1944	2	2	90				46	46	11180	29	3	3	864	1	128	128	53481	401	6	6	427	1	16	15	7699	46	16	11	2187	13	217	211	75928	491						
1945							39	39	27422	183	3	3	470	3	136	136	63073	1239	8	8	505	3	13	12	4322	28	12	11	694	4	212	210	96499	149						
1946	2	2	19000	450	3	3	800	8																																

Table D

Strike Estimates by Province, 1891-1900

	B.C.			Man.			Ont.			Que.			N.B.			N.S.			Interprov.					Total ¹							
	A	B	C	D	A	B	C	D	A	B	C	D	A	B	C	D	A	B	C	D	A	B	C	D	A	B	C	D			
1891	7	3	448	100	2	1	60	1	15	10	205	15	4	3	562	7	1			8	6	172	6	2	2	2550	58	39	25	3997	187
1892	6	3	1030		2	1			24	16	995	63	3	2	175	4				4	3	1230	14	1	1	450	2	40	25	3880	85
1893	11	9	3303	33	2	2	305	5	20	12	902	17	7	4	542	2	4	2	85								44	29	5137	56	
1894	6	3	156	1	4	3	345	4	11	7	543	6	8	7	2617	56	6	4	270	3	4	3	2300	12			39	27	6231	82	
1895	2				1	1	20		19	11	1130	8	8	6	946	8	5	4	245	3	3	1	1000	2			39	23	3341	21	
1896	5	2	2500	30	2	1	10		17	10	1690	37	2	1	160		3	3	125	1	1	250	14	1	1	800	7	31	19	5535	89
1897	4				1				16	11	831	2	8	6	430	3				3	3	826	22				34	21	2097	28	
1898	5	3	145	1	2	1	8		26	21	3327	29	16	7	268	8				1	1	22	3				50	33	3770	42	
1899	12	9	5442	315	9	7	841	11	49	35	3291	80	23	12	2899	33	1			5	5	544	4	3	3	3000	36	102	71	16017	480
1900	19	10	8636	309	1	1	7		65	51	3356	89	23	17	14397	241				3	3	355	4	1	1	800	30	112	83	27551	673

A = Number of Strikes in Progress
 B = Number of Strikes with Complete Data
 C = Number of Workers Involved
 D = Duration in Person Days in (000)

¹Includes three strikes in the Northwest Territories (1892 and two in 1897), one of which involved 10 workers for a total of 10 person days. Prince Edward Island apparently was strike free in the 1890s.

Table F

Strike Dimensions by Industry, 1911-1950¹

Industry and Decade	Frequency (Depth) ³	Size ² (Height) ⁴	Duration ² (Width) ⁵
MINING			
1910s	479	646	20
1920s	301	749	15
1930s	419	392	9
1940s	448	1163	5
MANUFACTURING			
1910s	193	225	24
1920s	75	191	45
1930s	106	205	14
1940s	134	411	10
CONSTRUCTION			
1910s	262	201	19
1920s	114	111	17
1930s	72	44	5
1940s	71	146	6
TRANSPORTATION AND PUBLIC UTILITIES			
1910s	151	272	11
1920s	23	161	23
1930s	41	199	9
1940s	49	998	7
SERVICE, FINANCE AND PUBLIC ADMINISTRATION			
1910s	41	109	14
1920s	10	78	22
1930s	20	34	10
1940s	18	144	10

¹Average annual frequency, size, and duration of strikes in progress, 1911-20, 1921-30, 1931-40, 1941-50.

²Estimates of average size and duration are based only on strikes for which data on duration and the number of workers involved was obtained.

³Total number of strikes per million non-agricultural employees.

⁴Number of workers involved per strike.

⁵Mean duration in working days.

140 LABOUR/LE TRAVAIL

Table C

Strike Dimensions by Province, 1891-1950¹

Province and Decade	Frequency (Depth ²)	Dimensional Size ² (Height ⁴)	Duration ² (Width ³)
Nova Scotia			
1890s	32	258	25
1900s	119	369	25
1910s	99	642	19
1920s	89	834	26
1930s	194	412	5
1940s	226	592	4
Prince Edward Island			
1890s	-	-	-
1900s	41	25	15
1910s	32	75	3
1920s	30	58	15
1930s	64	42	3
1940s	29	42	2
New Brunswick			
1890s	35	56	8
1900s	186	86	21
1910s	147	154	23
1920s	32	103	24
1930s	43	220	6
1940s	88	148	6
Quebec			
1890s	36	354	12
1900s	81	223	18
1910s	77	331	20
1920s	29	281	40
1930s	30	333	10
1940s	55	385	8
Ontario			
1890s	63	88	33
1900s	124	95	23
1910s	124	165	21
1920s	40	118	30
1930s	67	147	12
1940s	65	346	9
Manitoba			
1890s	87	94	17
1900s	136	151	23
1910s	98	454	14
1920s	24	80	32
1930s	63	64	14
1940s	33	86	10
Saskatchewan			
1890s	-	-	-
1900s	55	68	13
1910s	94	113	13
1920s	23	33	19
1930s	23	81	14
1940s	31	61	12
Alberta			
1890s	-	-	-
1900s	161	176	20
1910s	244	303	14
1920s	94	298	25
1930s	89	138	14
1940s	94	301	8
British Columbia			
1890s	143	316	26
1900s	127	315	31
1910s	223	433	24
1920s	64	180	27
1930s	69	189	17
1940s	67	341	12
Canada			
1890s	55	218	25
1900s	115	180	23
1910s	123	286	20
1920s	43	270	30
1930s	61	218	11
1940s	70	452	9

¹Average annual frequency, size, and duration of strikes in progress, 1891-1900, 1901-10, 1911-20, 1921-30, 1931-40, 1941-50.

²Estimates of average size and duration are based only on strikes for which data on duration and the number of workers involved was obtained.

³Total number of strikes per million non-agricultural employees.

⁴Number of workers involved per strike.

⁵Mean duration in working days.

Figure A

Number of Strikes Commencing in Canada, 1891-1950

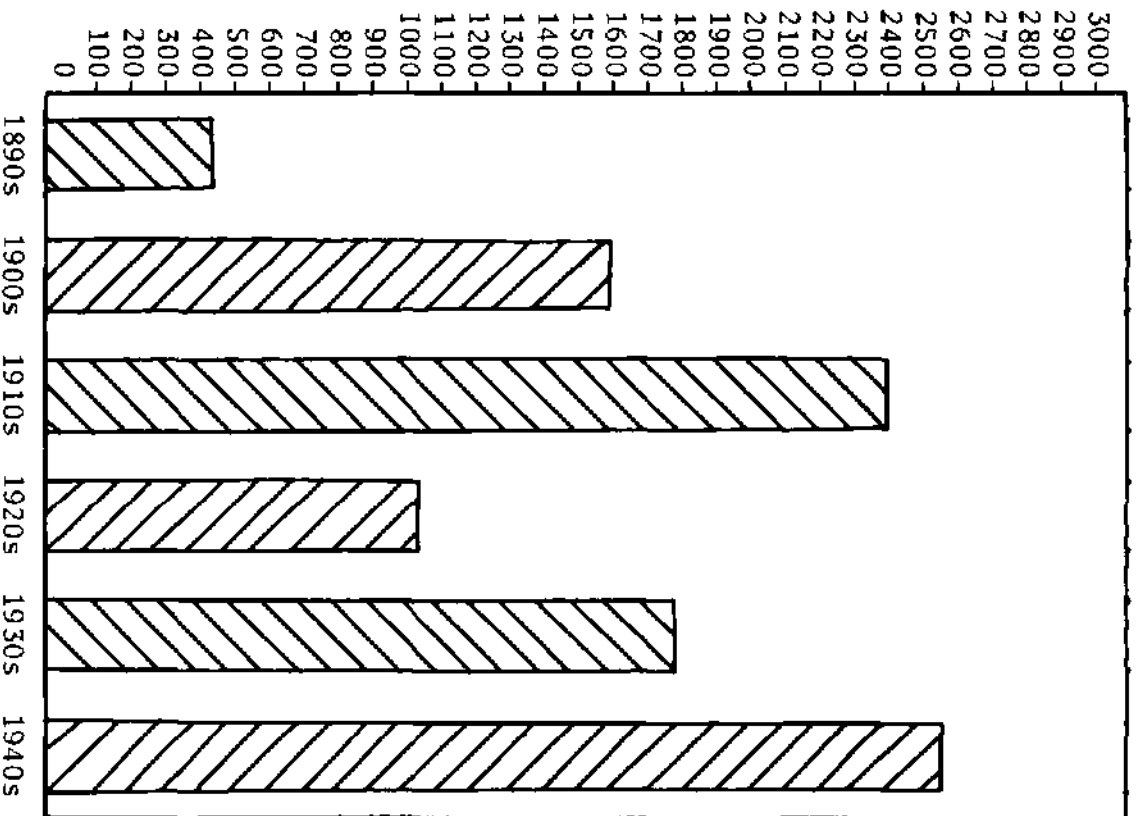


Figure B Number of strikes and strikers, 1891-1950

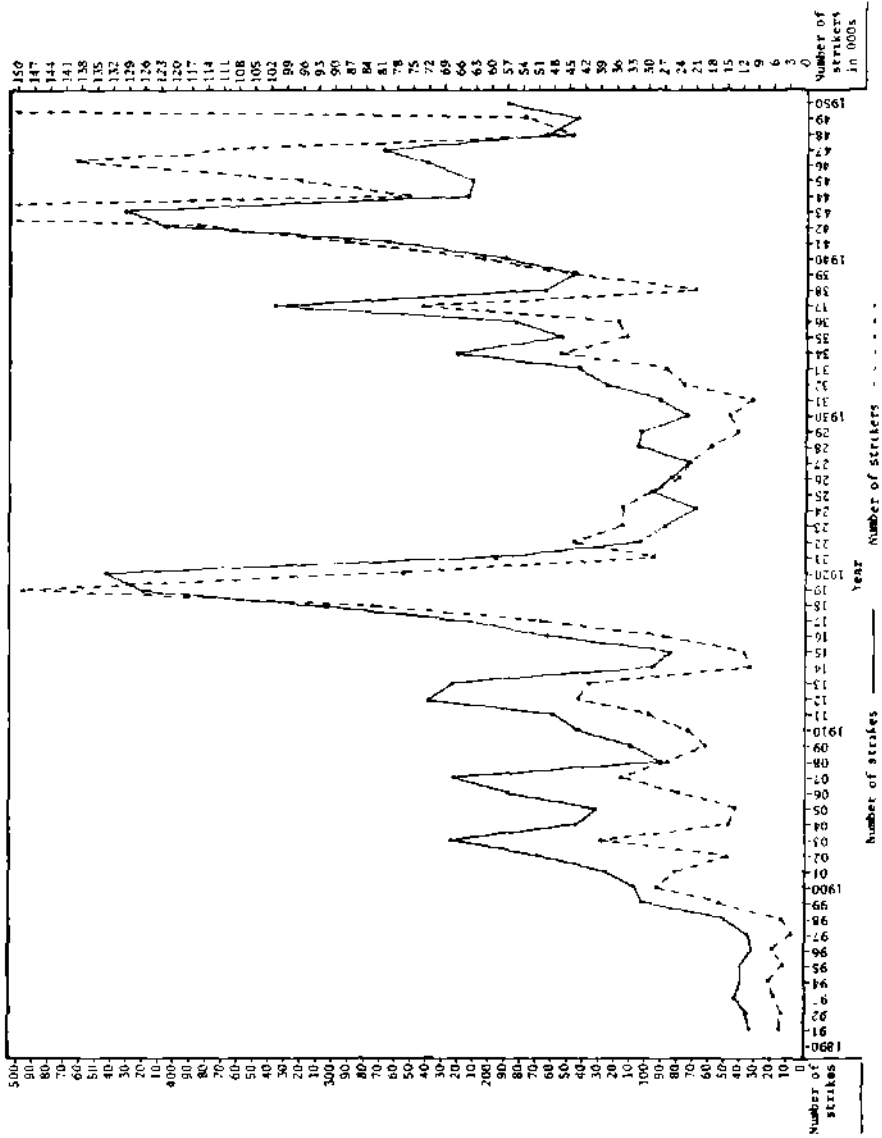



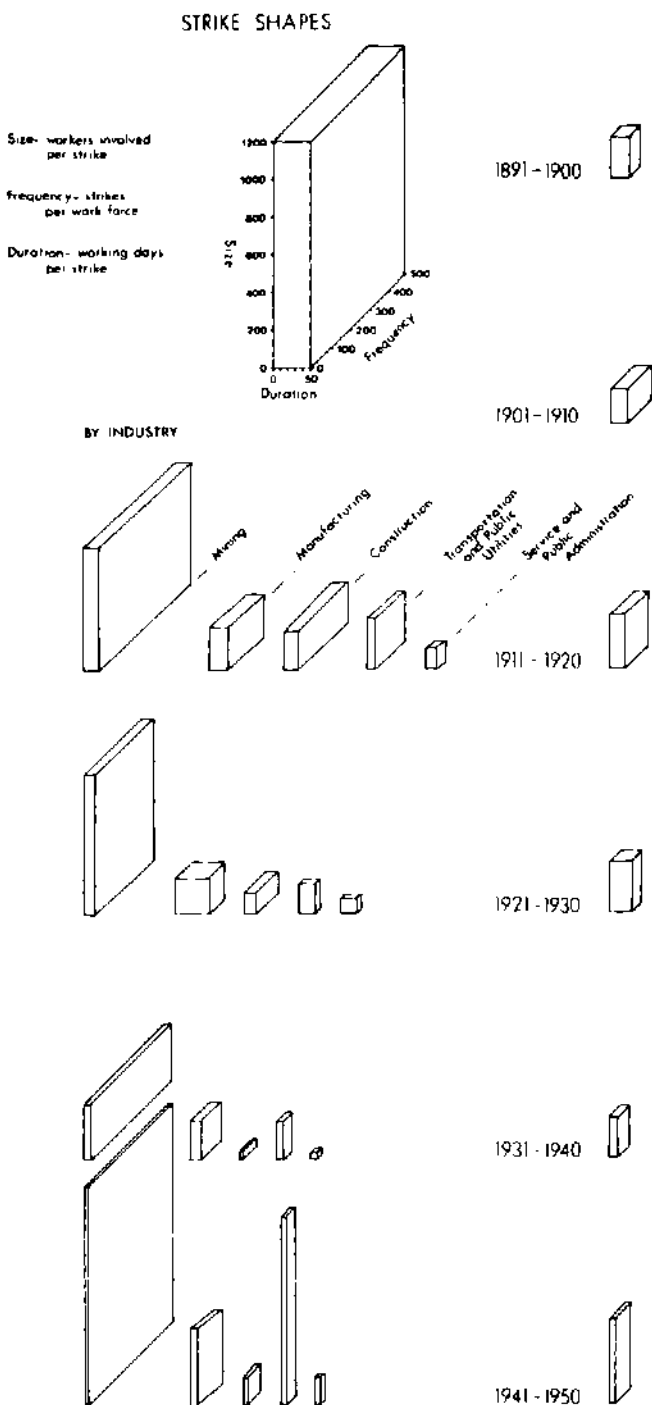
Figure C Number of person days lost (in 1,000s), 1891-1950



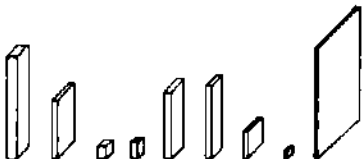
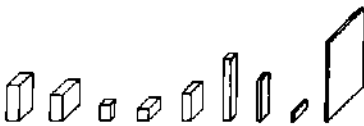
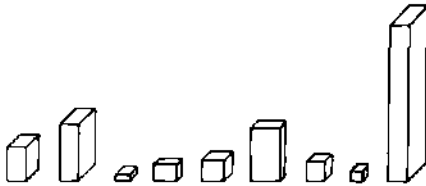
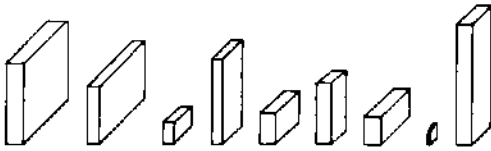
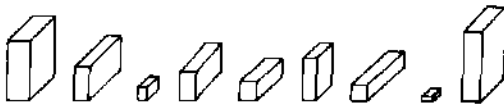
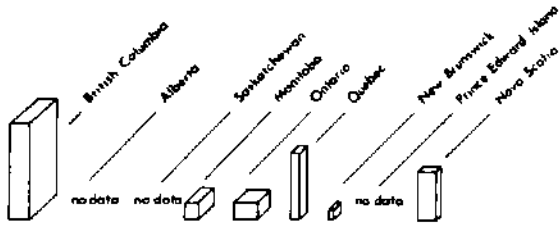
144 LABOUR/LE TRAVAIL

Figure D
Strike Shapes by Industry and Province, 1891-1950

NATIONAL



BY PROVINCE



Telos

A Quarterly Journal of Critical Thought

Issue No. 70

Winter 1986-1987

Luke: Televisual Democracy

*Bauman: The Left as the Counterculture
of Modernity*

Breuer: The Metamorphoses of Natural Law

Pellicani: Ortega's Theory of Social Action

Special Section of Mitchell Franklin

D'Amico: In Memory of Franklin

Di Filippo: Franklin and Roman Law

Moran: Franklin and the U.S. Constitution

Fraser: Born in the U.S.A.

Delfini & Piccone: Our Mitchell Franklin

Notes and Reviews

Schwartz: Crazy Machines

Maischein & Jander: Interview with Andre Gorz

Baccianini: A Century of Genocide

Zaslove: In Search of Columbo

Lämmert: Laudatio for Lowenthal

Kasinitz: Three Books on Immigration

Newman: Barber, Strong Democracy

Sampson: Campeanu, The Origins of Stalinism

Stevens: Attali, Noise: The Political Economy of Music

Brus: Flakierski, Economic Reform and Income Distribution

Subscriptions cost \$24 per year for individuals; \$55.00 for institutions. Foreign orders add 10%. Checks must be in U.S. funds. No Canadian checks can be accepted. Back issues \$6.50 each. (Institutional price \$15.00 each.) For subscriptions, back issues, or information write:

Telos Press Ltd., 431 East 12th Street, New York, N.Y. 10009