



Comparison of perceived educational value of an in-person versus virtual medical conference Comparaison entre la valeur éducative perçue d'une conférence médicale en personne et celle d'une conférence virtuelle

Alex Chan, Andrew Cao, Leanne Kim, Shannon Gui, Manan Ahuja, Rana Kamhawy et Lekhini Latchupatula

Volume 12, numéro 4, 2021

URI : <https://id.erudit.org/iderudit/1082651ar>
DOI : <https://doi.org/10.36834/cmej.71975>

[Aller au sommaire du numéro](#)

Éditeur(s)

Canadian Medical Education Journal

ISSN

1923-1202 (numérique)

[Découvrir la revue](#)

Citer cet article

Chan, A., Cao, A., Kim, L., Gui, S., Ahuja, M., Kamhawy, R. & Latchupatula, L. (2021). Comparison of perceived educational value of an in-person versus virtual medical conference. *Canadian Medical Education Journal / Revue canadienne de l'éducation médicale*, 12(4), 65–69.
<https://doi.org/10.36834/cmej.71975>

Résumé de l'article

Objectif : Bien que la littérature existante montre que les conférences virtuelles améliorent l'accessibilité et offrent une expérience éducative comparable à celles qui sont tenues en personne, des recherches plus approfondies s'imposent pour mieux qualifier leur valeur éducative.

Méthodes : Dans cette étude transversale répétée, on compare les données démographiques et les données d'enquête concernant la perception des participants à une conférence en médecine interne tenue par des étudiants dans un lieu physique en 2019 et les données analogues concernant une conférence virtuelle qui s'est tenue en 2020.

Résultats : Des 146 participants à la conférence en personne, 32 ont répondu au sondage (taux de réponse de 22 %); parmi les 200 participants à la conférence en ligne, les répondants étaient au nombre de 52 (taux de réponse de 26 %). Les données recueillies selon une échelle de Likert ont été comparées par le biais du test U de Mann-Whitney. Le résultat montre que tandis que les objectifs d'apprentissage étaient mieux atteints lors de la participation en personne pour la conférence en général ($p < 0,01$) et les séances didactiques ($p < 0,05$), pour les ateliers, il n'y avait pas de différence significative. Les participants à l'enquête ont noté que la conférence virtuelle était plus accessible à divers niveaux, mais ils ont trouvé que la possibilité d'interagir avec les autres participants y était plus limitée qu'à la conférence tenue en personne.

Conclusions : D'après les résultats, bien que la conférence virtuelle ait semblé plus accessible aux participants, les objectifs d'apprentissage généraux pour la conférence et les séances didactiques ont été mieux atteints en personne. Il est toutefois intéressant de noter qu'aucune différence n'a été relevée en ce qui concerne la valeur éducative perçue des ateliers en petits groupes.



Comparison of perceived educational value of an in-person versus virtual medical conference

Comparaison entre la valeur éducative perçue d'une conférence médicale en personne et celle d'une conférence virtuelle

Alex Chan,¹ Andrew Cao,¹ Leanne Kim,¹ Shannon Gui,¹ Manan Ahuja,¹ Rana Kamhawy,¹ Lekhini Latchupatula¹

¹Michael G. DeGroot School of Medicine, McMaster University, Ontario, Canada

Correspondence to: Alex Chan, 28 Forester Cres. Markham, ON L6C 1W2; phone: 647-500-1718; email: alex.chan@medportal.ca

Published ahead of issue: May 28, 2021; published: September 14, 2021; CMEJ 2021, 12(4). Available at <http://www.cmej.ca>

© 2021 Chan, Cao, Kim, Gui, Ahujam, Kamhawy, Latchupatula; licensee Synergies Partners

<https://doi.org/10.36834/cmej.71975>. This is an Open Journal Systems article distributed under the terms of the Creative Commons Attribution License.

(<https://creativecommons.org/licenses/by-nc-nd/4.0>) which permits unrestricted use, distribution, and reproduction in any medium, provided the original work is cited.

Abstract

Purpose: Though prior literature has shown that virtual conferences improve accessibility and provide a comparable educational experience, further research is required to characterize their educational value.

Methods: In this repeated cross-sectional study, demographic and survey data were compared between attendance perspectives for the in-person student-led internal medicine conference held in 2019 and subsequent virtual conference held in 2020.

Results: There were 146 attendees at the in-person conference and 200 attendees at the online conference, in which 32 (22% response rate) and 52 responses (26% response rate) were gathered, respectively. Comparison of Likert Scale data via Mann-Whitney U Test revealed that learning objectives were better met in-person for the overall conference ($p < 0.01$) and didactic sessions ($p < .05$), but not for workshops, in which there was no significant difference. Survey takers noted the virtual conference to be more accessible on multiple factors, but felt as though their potential for interaction with other participants was more limited.

Conclusions: Results indicate that though the virtual conference appeared more accessible to attendees, overall learning objectives for the conference and didactic sessions were better met in-person. Interestingly however, there was no observed difference in perceived educational value for small group workshops.

Résumé

Objectif : Bien que la littérature existante montre que les conférences virtuelles améliorent l'accessibilité et offrent une expérience éducative comparable à celles qui sont tenues en personne, des recherches plus approfondies s'imposent pour mieux qualifier leur valeur éducative.

Méthodes : Dans cette étude transversale répétée, on compare les données démographiques et les données d'enquête concernant la perception des participants à une conférence en médecine interne tenue par des étudiants dans un lieu physique en 2019 et les données analogues concernant une conférence virtuelle qui s'est tenue en 2020.

Résultats : Des 146 participants à la conférence en personne, 32 ont répondu au sondage (taux de réponse de 22 %); parmi les 200 participants à la conférence en ligne, les répondants étaient au nombre de 52 (taux de réponse de 26 %). Les données recueillies selon une échelle de Likert ont été comparées par le biais du test U de Mann-Whitney. Le résultat montre que tandis que les objectifs d'apprentissage étaient mieux atteints lors de la participation en personne pour la conférence en général ($p < 0,01$) et les séances didactiques ($p < 0,05$), pour les ateliers, il n'y avait pas de différence significative. Les participants à l'enquête ont noté que la conférence virtuelle était plus accessible à divers niveaux, mais ils ont trouvé que la possibilité d'interagir avec les autres participants y était plus limitée qu'à la conférence tenue en personne.

Conclusions : D'après les résultats, bien que la conférence virtuelle ait semblé plus accessible aux participants, les objectifs d'apprentissage généraux pour la conférence et les séances didactiques ont été mieux atteints en personne. Il est toutefois intéressant de noter qu'aucune différence n'a été relevée en ce qui concerne la valeur éducative perçue des ateliers en petits groupes.

Introduction

The coronavirus pandemic (COVID-19) has had a significant impact on the delivery of undergraduate medical education, causing the suspension of many areas of training.¹⁻³ Medical conferences have migrated virtually in adherence to social distancing guidelines, and though prior studies recognize this as an effective educational delivery method, there is a scarcity of research surrounding this topic.^{4,5} Advantages include decreased costs, decreased carbon emissions, and increased accessibility, but may come at the expense of technical issues and lack of immersion.⁶⁻¹¹ Though some guidelines have emerged to address how to maximize the effectiveness of virtual meetings, few data are available on how participants perceive the educational value of online delivery in comparison to the traditional format.^{10,11}

The Book to Bedside (B2B) conference is an annual Internal Medicine conference hosted for clinical clerks at McMaster University that adapted to a virtual platform in 2020 using Zoom due to COVID-19.¹² By comparing the 2019 and 2020 conferences, this study aimed to investigate the differences in perceived educational value between virtual and in-person medical conferences, and characterize the advantages and disadvantages of the virtual platform. As one of the first large-scale Internal Medicine conferences for Canadian medical students to be adapted virtually, this study will serve to inform future practices in conference planning and medical education.

Methods

Study design

This repeated cross-sectional study compared survey results from the 2019 in-person conference and 2020 virtual conference. The study was compliant with the Personal Information Protection and Electronic Documents Act and approved with exemption by the Hamilton Integrated Research Ethics Board.

Recruitment

Advertising for both conferences began one month prior to the event and involved contacting the student governing bodies of each of the thirteen English-speaking Canadian medical schools. A registration fee of 35\$, and 5\$ were charged for registrants of the 2019 and 2020 conferences, respectively.

Survey design

An online survey was sent out to the 200 attendees of the 2019 conference and 146 attendees of the 2020 virtual

conference. As no prior surveys with validity evidence were available, a custom survey was devised for the current study based on prior literature discussing the benefits and drawbacks of virtual conferences.⁷⁻¹¹ Demographic data, including age, year of study, and school of study were gathered. Likert scale data were gathered on attendees' perspectives on medical conferences and to obtain feedback for each conference via scales ranging from 1 (strongly disagree) to 7 (strongly agree). The statement "my personal learning objectives for this session were met" were used to gauge attendee perception on the overall conference, didactic sessions, and workshop sessions.

Other features of the virtual conference were assessed on this same scale with statements surrounding financial, geographic, and scheduling accessibility, and perceived time of interaction with participants and presenters. Satisfaction of different aspects of the virtual conference were additionally assessed, including value for cost, audience engagement, satisfaction with Zoom as a virtual platform, and quality of technical support provided.

Statistical analysis

Analysis was done using Statistical Package for the Social Sciences (SPSS) 26.¹³ Mann-Whitney U Test was used to compare Likert scale data between virtual and in-person conferences as the data violated parametric assumptions.^{14,15} Overall conference educational value was evaluated by comparing the Likert scale data on statements such as "My learning objectives for the conference were met" for the overall conferences, workshops, and large group sessions.

Results

Thirty-two and 56 responses were gathered for the in-person conference (22% response rate) and online virtual conference (26% response rate), respectively. Demographic information regarding level of study is summarized in Table 1. The in-person conference respondents consisted of 25 (80.6%) students from the host school, versus 22 (39.3%) in the virtual conference. Two-tailed Fisher Exact test revealed this to be a statistically significant difference of group composition between the two conferences ($p < 0.001$).

Table 1. Demographic data of respondents of the in-person conference held in 2019 and virtual conference held in 2020

	2019 Conference	2020 Conference
Level of training		
Pre-clerk Year 1	0 (0%)	5 (8.9%)
Pre-clerk Year 2	19 (59.4%)	20 (35.7%)
First year of Clerkship	4 (12.5%)	12 (21.4%)
Second year of clerkship	8 (25%)	19 (31.9%)

Mann-Whitney U Test of Likert Scale data showed that learning objectives were better met for the in-person conference (Median = 6) versus virtually (Median = 6), $p < .01$, and for large group sessions held in-person (Median = 7) versus virtually (Median = 6), $p < .05$. There was no statistically significant difference in learning objectives being met when comparing in-person workshops (Median = 7) to virtual workshops (Median = 6), $p = .698$. Results are summarized in Figure 1.

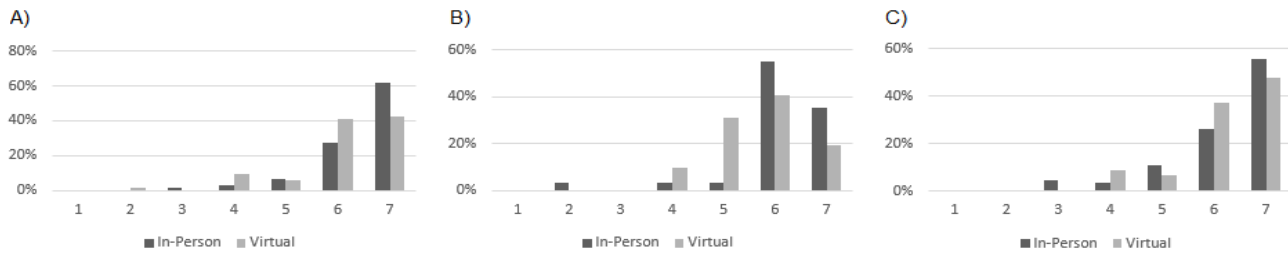


Figure 1. Histograms showing relative frequencies of answers on Likert Scales for A) Didactic sessions, B) Overall conference, C) Small-group workshops, with values ranging from 1 (Strongly Disagree that learning objectives were met) to 7 (Strongly Agree that learning objectives were met).

Survey takers agreed that the virtual nature of the conference made it more geographically and financially accessible ($M = 6.32$, $SD = 1.15$), and less susceptible to scheduling conflicts ($M = 6.04$, $SD = 1.14$), and somewhat agreed that the virtual nature of the conference limited their interaction time with participants and presenters ($M = 5.04$, $SD = 1.43$). In terms of satisfaction with other components of the conference, participants were most satisfied with the value for cost of the conference ($M = 6.55$, $SD = 0.82$), generally satisfied with Zoom as a virtual platform ($M = 5.59$, $SD = 1.27$), and felt somewhat satisfied with the level of technical support that could be provided ($M = 5.24$, $SD = 1.65$). Likert scale data are summarized in Figures 2 and 3.

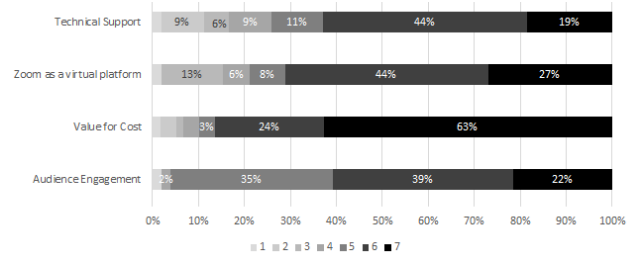


Figure 3. Likert Scale data survey data ranging from 1 (Highly Dissatisfied / Poor) to 7 (Highly Satisfied / Excellent) for various aspects of the virtual conference.

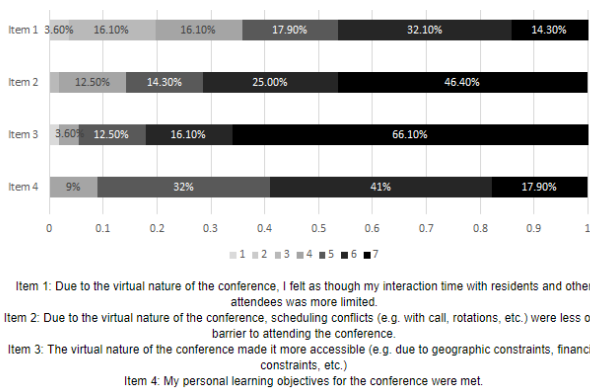


Figure 2. Likert Scale data survey data ranging from 1 (Strongly Disagree) to 7 (Strongly Agree) for various components of the virtual conference.

Discussion

While the effectiveness of virtual medical education has been demonstrated, there remains a paucity of information regarding the effectiveness of virtual scientific conferences.^{16,17}

The results of this study demonstrated that learning objectives were better met in the in-person conference both overall and in large group sessions. Interestingly however, there was no statistically significant difference between groups for small-group workshop settings. Though no studies have directly compared virtual and in-person conferences, these findings contrast with Wilcha (2020) and Pei et al. (2019) who found students to be generally satisfied with virtual teaching as an alternative to traditional delivery methods.^{10,18} Findings appear to be at least partially explained by survey data which highlighted a

decreased potential for interaction with presenters and attendees in a virtual setting, and is in keeping with similar concerns in previous studies.^{6, 7, 19, 20} Interestingly, the lack of perceived interaction may also have downstream effects on other areas of engagement, such as decreased social media engagement in the recent American Cardiology Congress conference.²¹ This may explain why small-group sessions were comparable between the two conferences, as they subverted these issues of interaction and engagement, and may indicate an incentive for future virtual conferences to shift away from traditionally scheduling involving large-group lectures.

Despite these shortcomings, our results showed that virtual conferences improved overall accessibility by mitigating financial, geographic, and scheduling barriers and are in keeping with observations made from other virtual conferences.^{6, 7, 19-22} Ease of accessibility is important not just for increased dissemination of information, but also to improve representation of groups traditionally underrepresented in in-person conferences such as individuals with young children.²³ In our study, the increase in inclusivity and diversity was demonstrated by a statistically significant increased variety in geographical attendance of the virtual Internal Medicine conference. Prior to transitioning to a virtual platform, attendance in past years has historically been dominated by attendees from the host institution.

Utilization of a virtual platform can increase program scheduling flexibility, but also introduce other challenges.²⁵ Our conference faced several client and end-user difficulties, most of which were unforeseen and occurred during the first day. Our sentiments were echoed in a recent review by O'Doherty et al (2018) who identified technical difficulties as a common limitation to online medical education.²⁵ Future planners aiming to implement a virtual platform are advised to extensively stress test the technical aspects of the conference in order to identify and later prevent potential technical issues.

Limitations

Although the majority of workshops offered were thematically identical between the two conferences, changes in content or presenter could have been a potential confounding variable impacting the results of the survey. The reliance on survey data additionally makes data collected at risk of nonresponse bias and sampling bias, which may be more pronounced with the low response rate. Finally, survey items relied solely on the subjective

interpretation of items by responders, which can vary person to person depending on their personal learning objectives. This may be resolved in the future with the use of objective measures of educational impact, such as in the form of testing for memory retention following the event. This limitation, in addition to the fact that the survey used in this study lacks validity evidence, may additionally impact the overall validity and generalizability of findings.

Conclusions

Data from our study provide additional insights into the advantages and disadvantages of virtual conferences. While a vast array of benefits relevant to accessibility were found, we also found that the overall educational value of virtual conferences appeared to be less favourable than in-person conferences, and may be attributed to a perceived lack of potential for interaction and networking. Transitioning from a more traditional schedule to one that utilizes a greater presence of small group sessions may additionally rectify the overall conference experience, as these were found to offer comparative educational effectiveness. While we believe that the data provide valuable insight for educators considering virtual conferences as an educational platform, further research in the area is encouraged as there is much more to know about this area and virtual conferences will inevitably remain prevalent long after COVID-19.

Conflicts of Interest: The authors state that they have no conflicts of interest in this point in time.

Funding: The authors report no external source of funding.

Acknowledgements: The authors would like to thank Dr. Lori Whitehead and Dr. Teresa Chan for their guidance and suggestions for the present study.

References

1. Rose S. Medical Student Education in the Time of COVID-19. *JAMA*. 2020;323(21):2131-2132. <https://doi.org/10.1001/jama.2020.5227>
2. Dhillon J, Salimi A, ElHawary H. Impact of COVID-19 on Canadian Medical Education: Pre-clerkship and Clerkship Students Affected Differently. *J Med Educ Curric Dev*. 2020;7:2382120520965247. <https://doi.org/10.1177/2382120520965247>
3. Guadix S, Winston G, Chae J, et al. Medical student concerns relating to neurosurgery education during COVID-

19. *World Neurosurg.* 2020;139:e836-e847.
<https://doi.org/10.1016/j.wneu.2020.05.090>
4. European Society of Radiology (ESR). Medical conferences in the post-COVID world: a challenge, and an opportunity. *Eur Radiol.* 2020;30(10):5533-5535.
<https://doi.org/10.1007/s00330-020-06933-3>
5. Lecueder S, Manyari D. Virtual congresses. *J Am Med Inform Assoc.* 2000;7(1):21-27.
<https://doi.org/10.1136/jamia.2000.0070021>
6. Speirs V. Reflections on the upsurge of virtual cancer conferences during the COVID-19 pandemic. *Br J Cancer.* 2020;123(5):698-9. <https://doi.org/10.1038/s41416-020-1000-x>
7. Rundle C, Husayn S, Dellavalle R. Orchestrating a virtual conference amidst the COVID-19 pandemic. *Dermatol Online J.* 2020;26(7):13030/qt5h19t1jx. PMID: 32898410
8. Sarabipour S. Research Culture: Virtual conferences raise standards for accessibility and interactions. *Elife.* 2020;9:e62668. <https://doi.org/10.7554/eLife.62668>
9. Kopec K, Stolbach A. Transitioning to virtual: ACMT's 2020 annual scientific meeting. *J Med Toxicol.* 2020;16(4):353-5. <https://doi.org/10.1007/s13181-020-00807-2>
10. Wilcha R. Effectiveness of virtual medical teaching during the COVID-19 crisis: systematic review. *JMIR Med Educ.* 2020;6(2):e20963. <https://doi.org/10.2196/20963>
11. Rubinger L, Gazendam A, Ekhtiari S, et al. Maximizing virtual meetings and conferences: a review of best practices. *Int Orthop.* 2020;44(8):1461-1466.
<https://doi.org/10.1007/s00264-020-04615-9>
12. Zoom Video Communications. Released 2020. Zoom. San Jose, CA: Zoom Video Communications.
13. IBM Corp. Released 2019. IBM SPSS Statistics for Windows, Version 26.0. Armonk, NY: IBM Corp.
14. Lilliefors H. On the Kolmogorov-Smirnov test for normality with mean and variance unknown. *J Am Stat Assoc.* 1967;62(318):399-402.
<https://doi.org/10.1080/01621459.1967.10482916>
Govindarajulu Z. *Robustness of Mann-Whitney-Wilcoxon test for scale to dependence in the variables.* In: Sampson A, Savits T, Block H, editors. *Topics in statistical dependence* [e-book]. Hayward (US): Cornell University Press and Duke University Press. 1990: 237-250.
<https://doi.org/10.1214/Inms/1215457563>
15. Hofmann H, Harding C, Youm J, Wiechmann W. Virtual Bedside Teaching Rounds on Patients With COVID-19. *Med Educ.* 2020;54(10):959-960.
<https://doi.org/10.1111/medu.14223>
16. Geha R, Dhaliwal G. Pilot virtual clerkship curriculum during a pandemic: podcasts, peers, and problem-solving. *Med Educ.* 2020;54(9):855-856.
<https://doi.org/10.1111/medu.14246>
17. Pei L, Wu H. Does online learning work better than offline learning in undergraduate medical education? A systematic review and meta-analysis. *Med Educ Online.* 2019;24(1):1666538.
<https://doi.org/10.1080/10872981.2019.1666538>
18. Lazaro T, Srinivasan VM, Rahman M, et al. Virtual education in neurosurgery during the COVID-19 pandemic. *Neurosurg Focus.* 2020;49(6):E17.
<https://doi.org/10.3171/2020.9.FOCUS20672>
19. O'Connell A, Tomaselli P, Stobart-Gallagher M. Effective use of virtual gamification during COVID-19 to deliver the OB-GYN core curriculum in an emergency medicine resident conference. *Cureus.* 2020;12(6):e8397.
<https://doi.org/10.7759/cureus.8397>
20. Mackenzie G, Gulati M. ACC. 20: Impact of social media at the virtual scientific sessions during the COVID-19 pandemic. *Clin Cardiol.* 2020;43(9):944-8.
<https://doi.org/10.1002/clc.23387>
21. Vervoort D, Dearani J, Starnes V, Thourani V, Nguyen T. Brave New World: Virtual conferencing and surgical education in the Coronavirus Disease 2019 era. *J Thorac Cardiovasc Surg.* 2020;S0022-5223(20)32268-6
<https://doi.org/10.1016/j.jtcvs.2020.07.094>
22. Kisilevsky E, Margolin E, Kohly R. Access, an unintended consequence of virtual continuing medical education during COVID-19: a department's experience at the University of Toronto. *Can J Ophthalmol.* 2020; S0008-4182(20)30772-9.
<https://doi.org/10.1016/j.ijco.2020.10.002>
23. Dost S, Hossain A, Shehab M, Abdelwahed A, Al-Nusair L. Perceptions of medical students towards online teaching during the COVID-19 pandemic: a national cross-sectional survey of 2721 UK medical students. *BMJ Open.* 2020;10(11):e042378. <https://doi.org/10.1136/bmjopen-2020-042378>
24. O'Doherty D, Dromey M, Loughheed J, Hannigan A, Last J, McGrath D. Barriers and solutions to online learning in medical education—an integrative review. *BMC Med Educ.* 2018;18(1):130. <https://doi.org/10.1186/s12909-018-1240-0>